




Horseshoe Pitching NEWSLINE

Official Publication of the National Horseshoe Pitchers Association

VOL. 25, NO. 5

SEPTEMBER/OCTOBER 2013


2013 WORLD TOURNAMENT ISSUE



*Alan
Francis*



*Cindy
Hoffman*




*Ron
Deckard*



*Shelia
Shepard*

2013 WORLD CHAMPIONS

*Dalton
Rakestraw*



Dalton


*Lindsay
Hodgins*



*Steven
Lazaris*



*Ed
Arionus*



TOURNAMENT TRAVEL CONTACTS

The following is a list of all NHPA Regional Directors and the states or territory they cover. Those of you who travel and want to get out-of-area tournament information, are encouraged to contact the appropriate Regional Director. Each RD maintains a full list of all NHPA sanctioned tournaments in their area. If your travel plans call for stops in several states and you need multiple site information, you might want to contact the NHPA 5th Vice-President who is in charge of all RDs. She should have copies of all the state schedules. The address for the 5th VP can be found on page 3 of this publication.

REGION	REGIONAL DIRECTOR	REGION	REGIONAL DIRECTOR	REGION	REGIONAL DIRECTOR
26. Alabama	Ron Kindrick 678 Williamson Kindrick Trail Eclectic, AL 36024-6128 (334) 541-2720 rons_flying_fish@yahoo.com	18. Kansas	Melvin Jeardeon 460 160 RD Concordia, KS 66901-6515 (785) 243-7184 melvin@rhelectric.net	15. North Dakota	Jeanine Rodvold 52 Woodland Dr N Fargo, ND 58102-2419 (701) 799-9778 (Cell) or (701) 235-1544 (Home) jrodvold@cableonc.net
52. Alaska	Tom Bowers 3075 N Charley DR Wasilla, AK 99654-4321 (907) 376-2466 tomvobow@gci.net	32. Kentucky	A.B. Webb PO Box 142 Brownsville, KY 42210 (270) 597-6623 albertwebb2@yahoo.com	36. Ohio	Dick Guill 2480 Bryonaire DR Mansfield, OH 44903-7407 (419) 589-2459 dndguill1961@aol.com
10. Arizona	Barbara Carson 11201 N. El Mirage RD #189 El Mirage, AZ, AZ 85335 (216) 548-9337 (Cell) BCarson848@aol.com	27. Louisiana	Ron Latiolais 12102 Turry RD Gonzales, LA 70737-1821 (225) 647-4992 ronlatch@ctigers.net	20. Oklahoma	David Montgomery 2909 N Shadynook Way Oklahoma City, OK 73141-3831 (405) 206-1581 nancyndavid@cox.net
21. Arkansas	Dewayne Moody 1015 Gray ST Mountain Home, AR 72653-4329 (870) 656-7935 shoemanmoody@yahoo.com	45. Maine	Denise Braga 63 Shaw Hill RD Unit #2 Minot, ME 04258 (207) 713-0166 dbraga99@yahoo.com	2. Oregon	Chuck Warner 17667 Tyce RD Umpqua, OR 97486-9736 (541) 459-1206 ckwarner61@gmail.com
3. California No.	Casey Sluys 1721 San Ramon Way Santa Rosa, CA 95409-3964 (707) 538-3128 keslus@sbcglobal.net	42. Maryland	Don Lawyer 730 Hickok Trail Lusby, MD 20657-3177 (410) 326-2070 horseshoedon@comcast.net	39. Pennsylvania	Darle Esh 68 Solitude RD Milroy, Pa 17063-9235 (717) 667-3108 darle@eshfamily.com
4. California So.	Hal Griswold 32612 Balaric RD Dana Point, CA 92629-3615 (949) 496-0577 setibird@yahoo.com	48. Massachusetts	Leo Michaud 379 Hodges ST Taunton, MA 02780-2057 (508) 822-9610 loonpond@verizon.net	50. Rhode Island	See Massachusetts
61-72. Canada	Jack Adams 35 O'Neil Crescent Saskatoon, SK Canada S7N 1W7 (306) 373-5184	30. Michigan	Steve Summerlin PO Box 536 Webberville, MI 48892-0536 (517) 582-1940 summerlin@wowway.com	41. South Carolina	Nate Haley 121 Hunter Park DR York, SC 29745 (803) 207-0779 alfnal@windstream.net
13. Colorado	Bryan Wilson 924 Coulter ST Fort Collins, CO 80524-2126 (970) 217-4576 bryan1962@comcast.net	23. Minnesota	Sara Otto 11070 Cedar Hills BLVD APT 232 Minnetonka, MN 55305-3017 (952) 544-1613 slotto77@gmail.com	16. South Dakota	Tom Dunham P.O. Box 566 Aclester, SD 57001 (605) 670-2186 turnthreecorners@hotmail.com
49. Connecticut	See Massachusetts	25. Mississippi	See Alabama	33. Tennessee	Craig Schadler 487 Ozone RD Rockwood, TN 37854 (865) 354-6444 schadworld@gmail.com
43. Delaware	Dan Carter 28 Gail RD New Castle, DE 19720-1710 (302) 326-1311 LOTRingers@aol.com	19. Missouri	Donna Bastel 1028 Oak Point DR Gravois Mills, MO 65037-6724 (573) 374-8243 dbastel@lauriekitchen.net	22. Texas	Coyce Allen 2640 Greyhawk DR Little Elm, TX 75068 (817) 819-5788 cvalen1156@aol.com
35. Florida	Ron Deckard 2210 Eisenhower DR Dunedin, FL 34698 (727) 286-8318 deckard34698@yahoo.com	11. Montana	Wayne Bennett 1520 Beartooth RD Wolf Creek, MT 59648-8744 (406) 235-4062 wands59@gmail.com	9. Utah	Gary Wood 525 S 3rd West Salem, UT 84653 (801) 423-1058 garyfrankwood@msn.com
34. Georgia	Ronnie Miller 1599 Christian Hill RD Rochelle, GA 31079-5523 (229) 365-2672 ronnie@gahpa.com	17. Nebraska	Pat Wemhoff 45 Heron Point Clarke, NE 68628-2879 (402) 265-6576	46. Vermont	See Maine
6. Hawaii	Myrtle May I. Kamoku PO Box 273 Anahola, HI 96703-0273 (808) 212-1308 MKamoku@hawaii.rr.com	7. Nevada	Tom McQueen 3377 Alcorn Rd. Fallon, NV 89406-7214 (760) 937-3401 tommcqueen@ccc.com.net	38. Virginia Kevin Snelgrove	PO Box 625 Stuarts Draft, VA 24477-0625 (540) 337-4689 rd@vahpa.com
8. Idaho	David Spears 845 E 16 th ST N Mountain Home, ID 83647-1722 (208) 695-8362 ringerguy@gmail.com	47. New Hampshire	See Maine	1. Washington	Vic Magnus 1606 Elementary ST Richland, WA 99352-8617 (509) 628-2279 vicmag@charter.net
29. Illinois	Dave Shreve 2127 Lynn ST Cahokia, IL 62206-2523 (618) 910-8558 hrshuz@charter.net	51. New Jersey	Alex Lyszczasz 46 Mercer ST Metuchen, NJ 08840-2855 (732) 407-2175 alextrman@aol.com	53. Washington DC	See Maryland
31. Indiana	John L Wellsand Jr 6297 W 1000 N Freetown, IN 47235 (317) 496-2056	14. New Mexico	Harold Combs 9021 LaBarranca AVE NE Albuquerque, NM 87111-2334 (505) 382-3438 hnjcombs@yahoo.com	37. West Virginia	Ken Wilhelm 406 Stealy AVE Clarksburg, WV 26301-3463 (304) 641-1265 Hepzibah69@yahoo.com
24. Iowa	Vern Kollasch 1110 Hampton Court Iowa City, IA 52240 (319) 337-7020 vkollasch@aol.com	44. New York	Bob Klock PO Box 478 Spencer, NY 14883-0478 (607) 589-4122 tictoklock@frontier.com	28. Wisconsin	John H. Meyers 500 Martin Ave. Fond du Lac, WI 54935 (920) 921-2936 jhmeys64@hotmail.com
		40. North Carolina	Paul Highlander 905 Windward Passage Knightdale, NC 27545-9429 (919) 609-5743 pvhighlander@att.net	12. Wyoming	Phil Plotke 3300 Sutherland DR Gillette, WY 82718-6225 (307) 682-0756 plotke@bresnan.net

NHPA NATIONAL OFFICERS

PRESIDENT: STUART SIPMA
2826 Domino Drive, Bismark, ND 58503-0831
(701) 258-5686, email: stuart.w.sipma@tsocorp.com
1ST VICE PRESIDENT: DAN SANDERS
42 Scioto ST, Powell, OH 43065
(614) 596-5666, email: dsanderling@yahoo.com
2ND VICE PRESIDENT: TINA HAWKINS
RT. 4, Box 52, Marlow, OK 73005
(580)658-3923, email: tinahawk@msn.com
3RD VICE PRESIDENT: DAVID SIDLES
17259 Jefferson ST, Omaha, NE 68135-3077
(402)763-8882, email: dsidles@cox.net
4TH VICE PRESIDENT: JERRY LaBROSSE
8170 Fern Lane, Greenfield MN 55357
(763) 498-7353, email: jlabro6186@aol.com
5TH VICE PRESIDENT: DEBBY MICHAUD
379 Hodges ST, Taunton, MA 02780
(508)822-9610, email: loonpand@verizon.net
SECRETARY/TREASURER: DICK HANSEN
3085 76th St., Franksville, WI 53126-9661
(262) 835-9108, email: nhpa22@yahoo.com

PROGRAM & COMMITTEE DIRECTORS

GAME RELATED SALES: NHPA GAME RELATED SALES
Dee Vadnais-Null, NHPA GRS (314) 882-7264
100 Bluestem Way, Wentzville, MO 63385-3799
(636) 327-5271, email: nhpagamerelated@nhpasales.com
JUNIOR PROMOTION: ALEENA COOK
D1483 Second ST, Stratford, WI 54484
(715) 650-0637, email: aleena_cook5@hotmail.com
PUBLICITY/PROMOTION: 2nd VP TINA HAWKINS
NHPA CHAPLAIN: KEN HEINRITZ
N95 W22107 County RD Q, Colgate, WI 53017
(262) 255-7339, email: kheinritz@wctc.edu
HISTORIAN: BOB DUNN
6417 Georgia AVE No., Brooklyn Park, MN 55428
(763) 535-3884, email: BobCharlesDunn@aol.com
NATSTATS: ROB HAGMAN
652 Cross ST, Anoka, MN 55303
(612) 600-3777, email: natstats@horseshoepitching.com
HALL OF FAME: VICKI WINSTON
10326 Highway D, LaMonte, MO 65337-2104
(660) 563-3536 email: horsuvicki@socket.net
REGIONAL DIRECTORS: 5th VP DEBBY MICHAUD
MEDICAL EXEMPTION FORM REQUESTS: 1st VP DAN SANDERS
SANCTIONED CLUB/LEAGUE: 3rd VP DAVID SIDLES
CHARTER COMMUNICATIONS: 4th VP JERRY LaBROSSE
RULES & GRIEVANCES: 1st VP DAN SANDERS
BYLAWS: 1st VP DAN SANDERS
NHPA MEETING MINUTE DIRECTOR: 4th VP JERRY LaBROSSE
INSURANCE: SECRETARY/TREASURER DICK HANSEN
RGS: 1st VP DAN SANDERS
COURT SANCTIONING: 5th VP DEBBY MICHAUD
WORLD RECORDS STATISTICIAN
AND PERFECT GAMES: MEL YOCKSTICK
7659 Routt CT, Arvada, CO 80005 • (303) 421-6433 • nhpamel@comcast.net
WEBSITE/WEBMASTER: STEVE SUMMERLIN
PO. Box 536, Webberville, MI 48892-0536
(517) 582-1940, email: webmaster@horseshoepitching.com
www.horseshoepitching.com

NHPA NEWSLINE

PUBLISHER/EDITOR: PAULA SUMMERLIN
DESIGN/PRODUCTION: ASAP PRINTING, Okemos, MI

PUBLISHER'S POLICY: NHPA Newsline is the official magazine of the National Horseshoe Pitchers Association. The contents may not be reproduced in any manner without prior permission of the Editor. Six issues are published annually on a bi-monthly basis. Back issues or additional copies of Newsline, subject to availability, are \$3.00 each postage included, \$5.00 for World Tournament issue.

ADVERTISING POLICY: The publisher reserves the right to refuse any ad. All ads accepted must be paid for in advance and meet specific form at requirements. The publication of any ad is not necessarily an endorsement of the advertiser nor the featured product or service. Rate inquiries, ad copy and fee should be sent to NHPA Newsline, Paula Summerlin, PO. Box 536, Webberville, MI 48892-0536

LETTERS POLICY: Newsline welcomes communication and articles from the membership. Submissions should be provided on disk or e-mail in text format (MS Word preferable) or typed, double spaced and should include the writer's name, address and phone number. The editor reserves the right to accept or reject any letter or advertising material. All submissions are subject to editing, available space, and must be received by the first day of the month preceding the date of issue. Email address: paulofs@wowway.com NHPA Newsline, Paula Summerlin, PO. Box 536, Webberville, MI 48892-0536 Phone: (517)984-6080

SUBSCRIPTION POLICY: The annual subscription price is \$12.00 in the United States which includes postage via discounted standard mail. Add \$12.00/yr. for First Class Mail. Canadian subscriptions are \$24.00 U.S. funds. All new subscriptions, renewals, payment and changes of address must be sent directly to: NHPA, 3085 76th Street, Franksville, WI 53126-9661 Phone/Fax (262)835-9108



Horseshoe Pitching
NEWSLINE

Official Publication of the National Horseshoe Pitchers Association

CONTENTS

Tournament Travel Contacts.....2
President's Message by *Stu Sipma*.....4
Regional Directors Report by *Debbie Michaud*.....5
A World Tournament Tribute5
Charter Communications by *Jerry LaBrosse*.....6
Publicity Promotion by *Tina Hawkins* 6-7
Thank You by *Ronald Latiolais*7
NHPF News Views & Donations by *Dave Loucks*8
www.horseshoepitching.com8
Sanctioned Club/League Report by *David Sidles*9
State Officers Meeting9
Playing Rules and Bylaws by *Dan Sanders* 10
World Tournament Experience Raffle 10-11
World Records by *Mel Yockstick - The Statman* 11
WT Men's Championship by *Dalton Rakestraw* 12-13
WT Elder Men's 30' Championship by *Dalton Rakestraw* 13-14
WT Senior Men's Championship by *Dalton Rakestraw* 14
WT Senior Women's Championship by *Phyllis Quist* 14-15
WT Women's Championship by *Phyllis Quist* 15-16
WT Red Rock and Juniors by *Aleena Cook* 16-17
2013 NHPA Hall of Fame & Awards Banquet Winners 18-19
2013 World Championship Results 20-50
Subscription Renewal Form..... 38
Income & Expenses Statement41
Support the NHPF..... 50
St. George Utah Thank You51

PAID ADVERTISEMENTS

Hilfling Horseshoes4
Deadeye - Hi Temp Refractories5
Hummer - Strohm's Stained Glass7
Mr D Horseshoes..... 12
Gordon Horseshoes - Omega Horseshoe Company 16

PRESIDENT'S MESSAGE

by Stu Sipma

For those of you who could not attend the 2013 World Horseshoe Tournament this year, you really missed a great tournament! St. George, UT did a great job of hosting our World Tournament over the two weeks. A special thanks to Kevin Lewis, Director of Sports Marketing for the St. George Area Tourism Office, and his staff; Milo Hughes, Event Coordinator for the Dixie Center, and his staff; Utah Sports Commission; Dennis Ohms, President of the Southern Utah Horseshoe Club; and all the members of both the Southern and Northern Utah clubs for all their work putting this event together. I also want to recognize Kevin Lewis as being the first Sports Marketing Director who took the initiative to learn how to pitch horseshoes and managed to get his four sanction events in to allow him to participate in our event.

This year at the World Tournament we had four countries represented. They included Canada, Norway, South Africa and Namibia. This is the first time Namibia was represented. In conjunction with the World Tournament, the US held its first International Jukskei Tournament between South Africa, Namibia and the USA. The event was set up on the front entrance of the Dixie Center with metals being awarded to all three teams. This year the Gold Medal went to South Africa, the Bronze to the USA and Silver to the Namibia. Congratulations to all the players of these teams. The NHPA looks forward to seeing these folks again in future World Tournaments.

I would like to thank all the NHPA Officers, Directors, spouses, and support staff for the great job of running the 2013 World Horseshoe Tournament. Everyone did a great job in the coordination and preparation to assure this tournament ran efficiently. Also, a special thanks to Bill Marvin, Ronnie Miller, Jerry LaBrosse, and Rob and Ann Hagman for coming early to assistance in the court setup.

Congratulations to all the Division and World Champions. Six of the eight championship divisions saw the title going to different individuals from the previous year. Only Alan Francis and Dalton Rakestraw were able to repeat with a perfect win/loss record. Alan won his 18th title averaging 91.23%. Alan Francis of Defiance, OH, who is listed in the 2011 edition of the Guinness Book of World Records for most world championships in horseshoe pitching, added another title to this record. Dalton landed his second Junior Boys Championship averaging 72.09%. In the Women's Division, Cindy Hoffman won her first title with a 14/1 record averaging 69.63%. In the Senior Women's Division, Sheila Shepherd had a perfect win/loss record averaging 71.61%. This is Sheila's fourth World Title in this Division. In the Senior Men's Division, Ron Deckard had a 10/2 win/loss record averaging 59.11%. This is Ron's fifth World Title in this Division. In the Elders Division, Ed Arionus had a 12/4 record and averaged 73.67%. This is Ed's fifth World Title in this Division. In the Junior Girls Division, Lindsay Hodgins (Duncan, B.C.) won her first title with a perfect win/loss record averaging 56.91%. In the Junior Boys Division, Dalton Rackstraw had a perfect win/loss record averaging 72.09%. In the Cadets Division, Steven Lazaris had a perfect win/loss record and averaged 49.40%. Again congratulations to all these World Champions!

At the delegate meeting, after a second round ballot vote to reach simple majority, the 2015 World Tournament will be going to Topeka, Kansas. The dates will be July 13 – July 25, 2015 and it will be held at the Kansas Expocentre. The facility is air conditioned and should be a very nice facility for our event. Congratulations to Jennifer Muse, Sports Sales Manager and Melvin Jeardoe, Kansas Regional Director, for a successful bid. Also, thanks to Charleston, WV and Wichita Falls, TX for their interest and efforts in bidding to host the 2015 World Tournament.

I would like to congratulate and welcome Bill Marvin to the NHPA Executive Council. Bill will be taking over as the 5th VP effective January 1, 2014, replacing Debby Michaud. I want to thank Debby for her years serving as your 5th VP and for the excellent job she did. I want to also congratulate Dan Sanders and Dave Sidles for renewing their candidacy for another term.

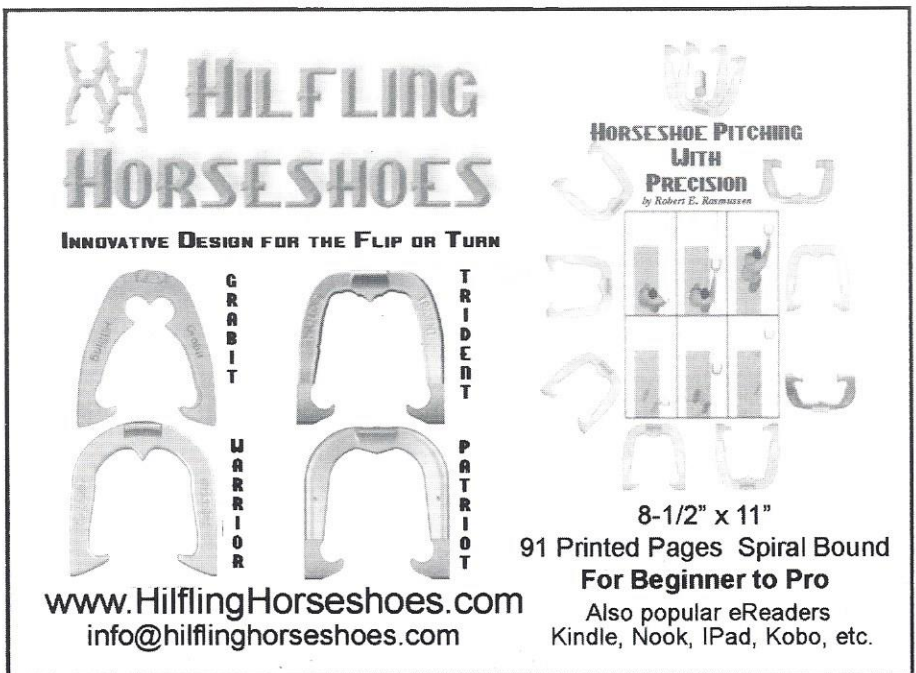
At the Hall of Fame Banquet, three new members were inducted into the National Horseshoe Pitchers Hall of Fame. Ron Deckard was honored in the Player category along with Gary Roberts and Steve Summerlin who were honored in the Promoter/Organizer category. Congratulations to all of these individuals.

Recipient of the 2013 Arch Stokes Award was presented to Jeanette Claas. The Presidential award was presented to the Quail Ridge Horseshoe Club. Three NHPA Achievement Awards were presented to the following, Dalton Rakestraw, Michael Brown and Greg Craven. Congratulations to all these individuals.

In conclusion, I just want to recognize and make everyone aware of how hard the NHPA Council, Directors and staff work to make sure your stay while attending and participating at the World Tournament is one that will be memorable experience for you. Thank you again to those who were able to attend and we look forward to seeing you in Buffalo, NY.

Good luck to all the Charters who will be hosting their upcoming State Tournament also to all the pitchers competing.

Stu



HILFLING HORSESHOES

INNOVATIVE DESIGN FOR THE FLIP OR TURN

GRABBIT **TRIDENT**
WARRIOR **PATRIOT**

HORSESHOE PITCHING WITH PRECISION
by Robert E. Ramussen

8-1/2" x 11"
91 Printed Pages Spiral Bound
For Beginner to Pro
Also popular eReaders
Kindle, Nook, iPad, Kobo, etc.

www.HilflingHorseshoes.com
info@hilflinghorseshoes.com

REGIONAL DIRECTORS REPORT *by Debby Michaud, NHPA 5th VP*

Have just returned from St. George, Utah and one of the best ever World Horseshoe Tournaments. So many good things to say about St. George, the Dixie Convention Center, the surrounding area, the hotels, the food, and the people. It was a wonderful experience and I, for one, WILL return when I can stay longer (and maybe when it is a little cooler!).

We will have a new NHPA 5th VP as of January 1, 2014. It will be Bill Marvin from Illinois. Bill has been very involved and effective at the state and national levels for several years, and is well-known to many. I look forward to sending him all my "stuff" and the Regional Directors can be well assured that they are in good hands. CONGRATULATIONS to him AND thank you also to Ron Latiolais from Louisiana who threw his hat in the ring as well. It was sure nice to have two good candidates for the office. Bill's information will appear in the first Newsline for 2014. I wish him the best of luck – he will like working with all of the RD's, I KNOW that – and I think they will like working with him.

Congratulations also to Sara Otto from Minnesota for being named the Gene and Mary Van Sant Regional Director of the Year. She has taken her duties seriously and has gone above and beyond as Regional Director and in the business of the MN HPA. She is another in the list of great examples of people that we have helping the NHPA be what it is. I wish her continued success in her work AND in her pitching – she went out and made it into the Championship round, pitching very well the entire

week – Good Job, Sara!

I want to thank ALL of the RD's and all of the "helpers" who worked the Shoe Checks at the World Tournament – it was a well-oiled machine and all went smoothly. Also thanks to the State Secretaries who keep tabs on their members so well. We had plenty of help, even when I was not there. Special thanks to Ronnie Miller from GA who took "charge" while I was pitching and to those of you who are not even officers or RD's who jumped in and helped – you are much appreciated!

More horseshoes had to be ground this year, as I expected there would be because we were in a new area and I anticipated many new pitchers. I will have a more complete report next month when there is more room.

Lastly, AWESOME pitching by Alan Francis who is truly an amazing pitcher – we are the lucky ones who can watch his perfection, game after game. This is historical and there is no doubt in my mind that he is the best horseshoe pitcher that has ever lived. I wish him many years of continued focus and success – he works hard and we spectators just sit back and enjoy it. It was also fun to see Cindy Hoffman (Women's), Lindsay Hodgins (Jr. Girl), and Steve Lazaris (Cadet) win their first World Championships while Dalton Rakestraw repeated as Junior Boys' champion and Ed Arionus regained the title in the Elders' Division.


All for now – we will "talk" to you again next time.

A WORLD TOURNAMENT TRIBUTE TO THE CITY OF ST. GEORGE, UTAH

The NHPA Council would like to extend a huge Thank You to the City of St. George for the wonderful reception and support that all horseshoe pitchers received during the 2013 World Horseshoe Tournament! During this two-week period, 1,032 pitchers from five different countries competed in these World Championships. This exceptional venue provided excellent pitching conditions for the contestants, ample office space for our staff, adequate space for the presentation and sale of horseshoes and related equipment, ample information and tour opportunities for exploring the area, space for our meetings and video presentations, space for our Convention, our Sunday worship, and a great menu and facility for our Hall of Fame Banquet and Awards Presentations. A special thanks is extended to Kevin Lewis and his CVB staff, and also to Milo Hughes and the Dixie Center staff who maintained our courts from day to day, kept the water coolers filled, cleaned up water spills, and attended to our

many other needs during this very special event. We are all hopeful that our World Horseshoe Tournament will someday return to St. George!

"Clydesdale D. F."
"Clydesdale"
"N. T."
"Regular"
"E-Z Grip"
"Hi Temp Stay On"



Call Hi Temp Refractories 866-480-2220
(We accept all credit cards)
Order direct at www.deadeyeshoes.net

CHARTER COMMUNICATIONS *by Jerry LaBrosse*

As we reflect on the 2013 World Tournament in St George Utah, I can say that it was one of the best venues and local group I can remember. The staff at Dixie Center was always friendly, helpful, and determined to help in any way they could. If you were there, you must have noticed the staff that was constantly going around cleaning, and making sure the water kegs were full and cold.

The opening ceremonies this year were something special. With five countries represented in the tournament this year, it was truly a "world" event. The ceremony was very well attended, and was a very moving experience.

The city of St. George was so very receptive and friendly, everywhere we went. The area attractions were breathtaking, with the local Zion National Park, and other Canyons in the area. And, the golf courses in the area were outstanding!

Congratulations to all the class winners, and the division champions. There were some records broken again this year, but I'll let our NHPA statistician Mel Yockstick fill you in on all that.

The movie "Pitching Hope" was shown, and well received. There are still copies of this movie available for sale. If you would like a copy, contact Tina Hawkins at tinahawk@msn.com

I was also honored to be a part of the first US International Jukskei Competition Ceremonies. We had a lot of fun learning the techniques of the game, and being part of this historic event. The visitors from South Africa and Namibia were very friendly and helpful, and really seemed to enjoy their visit to our country.


The electronic scoring system performed flawlessly this year, and we may have a few more surprises in store for you next year....more on that later. A few of the courts are beginning to show their age, and I plan to build a small batch of boxes over the winter to replace them.

I would personally like to thank Kevin Lewis, Milo Hughes, Steve Spurlock and the entire Dixie Center staff, and all of the officers and Directors, scorekeepers, judges for all pulling together in making this year's world tournament one of the best ever.

PUBLICITY PROMOTION *by Tina Hawkins*

2013 RED ROCK & RINGERS
ST. GEORGE, UTAH

World tournament participants were greeted by the new look of the NHPA equipment trailer as they arrived at the Dixie Convention Center in St. George, Utah.



It has undergone an extensive makeover so it can "go to work" for the association as a mobile billboard while making its cross-country trips between World Tournament venues.

This new look is much more attractive, professional and eye-catching. The tailgate boasts the statement, "on my way to the next NHPA World Horseshoe Pitching

Championships... Visit horseshoepitching.com to find out where!"

According to the Outdoor Advertising Association of America, one vehicle wrap can generate between 30,000–70,000 impressions (views) per day at a much lower cost per 1,000 impressions than other forms of advertising. On the journey from St. George to Buffalo, those impressions will be made all the way across the country!

A special attraction was provided at the World Tournament, this year, with pitchers having the opportunity to view the horseshoe pitching movie, "Pitching Hope," in the Dixie Center auditorium. In addition, producer, Tony Mendoza, and several of the cast members were on site all day, meeting people, signing autographs and talking about the film.

The following day, the crew visited the arena again and pitched with several NHPA members and Namibia pitcher, Elize Sreynberg.

Mr. Mendoza provided DVD's of the movie, which features a special appearance by 3-time World Horseshoe Champion, Dan Kuchinski, to be offered at the NHPF booth, with all proceeds going to benefit the foundation.


PUBLICITY PROMOTION *Continued*



He has also donated more copies for use by the NHPA for promotional purposes. These DVD's are still available and each copy sold will benefit the National Horseshoe Pitchers Foundation. Contact Tina Hawkins at tinahawk@msn.com for ordering information.

Several NHPA members, including 2013 Junior Boys World Champion, Dalton Rakestraw, participated in the Pioneer Day Parade in Washington, UT, during the World Tournament.

Portable horseshoe pits on wheels, with a rope between to keep them at the right distance were pulled through the parade route, stopping from time to time to allow a couple of shoes to be pitched.



This is a great way to bring our sport to the public and would not be difficult to create. With people handing out club information to parade-goers, it could be effective advertisement to recruit new members into your local club. Give it a try and see what happens!

As in past years, a "Comments and Suggestions" box was set out to collect your thoughts about the world tournament venue, court setup, class assignments, and anything else that you felt important enough to bring up.

These comments were collected daily and will be compiled to be reviewed by the NHPA Executive Council. Many improvements have been made to the event based on the comments from that box!

The total experience of the 2013 NHPA Red Rock and Ringers World Championships was very positive. The local merchants were friendly and accommodating.

The site-seeing and adventure was beyond compare! Day tours were offered on-site for Zion National Park, Bryce Canyon, the Grand Canyon and much more. Two weeks really is not enough time to see and do all that was offered by St. George, Utah, and the surrounding area.

The Convention and Visitors Bureau and the staff at the Dixie Center were most helpful and easy to work with, providing for our every need. Kevin Lewis is to be commended for his efforts in bringing our event to this wonderful facility and following through to make sure it was the tremendous success it was!

Now that it is over, it is time to set our sights on Buffalo!

New York, HERE WE COME!

THANK YOU *by Ronald J. Latiolais*

I would like to thank everyone who voted for me for the 5th Vice president position. It was greatly appreciated. I would also like to congratulate Mr. Bill Marvin for his election as 5th vice president and look forward to working with him in the future.

Sincerely,
Ronald J. Latiolais
Regional Director of Louisiana

Hummer

NHPA approved professional pitching horseshoe

Improve your percentage!

- aggressive design
- perfect weight, size, hardness, & balance
- perfect for the turn or flip pitcher
- one year warranty

Strohm's Stained Glass
1835 W. Calhoun Street
Springfield MO 65802
phone/fax 417 862-7654
made in USA

1" hooks

NHPF NEWS VIEWS & DONATIONS *by Dave Loucks*

Congratulations to all the champions who won their division or class at the World Tournament in St. George. Not only were there some hot pitchers, but some very hot outdoor temperatures as well. Fortunately, pitching took place in the very comfortable confines of the Dixie Convention Center, a wonderful facility that made for a successful tournament. Many thanks to our hosts and all those who worked so hard to ensure that it was a memorable experience.

As has been the norm at World Tournaments, the NHPF again had a booth where we provided several gift options for different contribution levels. Our booth also sold tickets for the 2014 W.T. Experience Raffle and for the purchase of a small gift, had daily cash drawings with \$90 to \$250 going to the winner. The Hall of Fame banquet and awards ceremony, that is meant to be a fund-raiser for the NHPF, was well attended with more than 180 tickets sold. Attendees enjoyed a very nice dinner served in the Garden Room of the Dixie Center.

Overall, the Foundation fund-raising efforts in St George were the best we've seen since 2010. Over the nine days that the booth was open, we sold 12 commemorative bricks and took in just over \$5000 through merchandise sales, donations and the daily cash drawing. Thank you to all who donated or purchased merchandise and especially to those who volunteered their time to help in the booth or the selling of tickets.

Remember, our fund-raising needs are ongoing as we have a million dollar Hall of Fame & Museum facility to maintain and grants to be made. You can help by sending a contribution to the NHPF. Donations are tax-deductible and can be sent to the NHPF, P.O. Box 1628, Penn Valley, CA 95946. Orders for commemorative bricks should also be sent to this address. Brick order forms and details can be found on the NHPF link of the NHPA website.

The NHPF wishes to acknowledge and thank the following for their contributions that were received during the months of June & July and/or at the World Tournament.

Donating \$25-75

Walter Ray Williams, Jr., FL
Ron Kohn, MI
Stu Sipma, ND
Barry & Barb Chapelle, OR

Donating \$100-150

Mitch & Kimmy Stockli, CA
Zane & Joyce Goggin, GA
Dave Spears, ID

Charles Bunner, WV

Donating \$200-250

Alex & Barbara Carson AZ
Dave & Cathie Loucks, CA
Sonoma County H.C., CA
Bayou HPA, LA
David Sidles, NE

Bricks Purchased By

Steve Ruddock, CO
Dave Spears, ID
Jerry & Linda Lothridge, IN
Herschel Walters, IN (2)
Bob Dunn, MN (3)
North Carolina HPA
Stu Sipma, ND
Oklahoma HPA
Vermont HPA
Jim & Phyllis Quist, WA
Washington State HPA (3)

Other Income

\$103 Hall of Fame Donation box
\$3000 QRHC 2nd Qtr Bldg. Rent
\$1665 Bldg. Insurance claim
\$537 W.T. Banquet Raffle
\$190 W.T. Donation Jar
\$1500 W.T. Daily cash drawing
\$1830 W.T. Merchandise Sales



National Horseshoe Pitchers Association

NHPA
Come Pitch with Us



Visit our website for up-to-date information
www.horseshoepitching.com

Natstats updated every Wednesday evening
Individual Stat Search updated at least once a month

World Tournament Information
Coming Events
Local Contact Information

Questions and suggestions may be sent to:

Steve Summerlin
NHPA Webmaster
PO Box 536
Webberville, MI 48892-0536
Email: webmaster@horseshoepitching.com

SANCTIONED LEAGUE *by David Sidles*

Having just returned from St George, I too have to say a few words about my experience there. It's not enough to say it's a unique and beautiful part of our country, if not the world. It is truly spectacular and many of the tournament participants got to experience one or even all of the three close by National Parks through the tours that were offered almost daily right from the convention center. I was finally able to get a rental car on the day after the tournament was over and drove to Zion National Park in the early morning to watch the sun come up through the cliffs. Highway 9 from the town of Hurricane to Mt Carmel Junction has got to be one of the most scenic drives you will ever take.

Carla and I drove to Mesquite, Nevada one afternoon to experience the gorge that Interstate 15 goes through (and also do a little gambling). I had been through it twice, but both times in the dark. This is another worthwhile drive to do if you are ever there. We also experienced something there that we have never experienced in the Midwest. The thermometer on the dash of the car read 118 degrees (we took pictures). And with the wind blowing up to 30 mph, it felt like you just opened the oven door when you stepped out of the car. In the few weeks leading up to the tournament, temperatures were approaching this range, but by the time the tournament rolled around, the St George weather was very nice.

I have just a couple of other things to say in regard to the World Tournament. It was truly an honor to be able to participate in the International Jukskei match that was held in conjunction with the horseshoe tournament. Our friends from Namibia and South Africa are absolutely amazing at this game as well as being amazing people, and simply having the opportunity to compete with them was an unforgettable experience.

I also had the opportunity to be a pacer in the Men's A1 class in the first round of play. For me, this was the chance of a lifetime. And while I no doubt embarrassed myself in front of many people, I want to say this to the five gentleman I played against; "You were all very gracious and I thank you for your kind words of encouragement".

Now briefly onto the subject of sanctioned leagues. The Sanctioned League National Championship Tournament will be held this October 5th and 6th at the Hall of Fame building in Wentzville, MO. This tournament brings together a complete cross section of sanctioned league players and the format makes it possible for anyone to be competitive. Entries are limited to the first twenty teams that sign up, so get yours in early. Last year nine different states were represented. With added prize money this year, I'm looking forward to another great tournament.

STATE OFFICERS MEETING

July 27, 2013 - 3:00 p.m.

The meeting was called to order by Jerry LaBrosse, 4th V.P. He emphasized that our main focus as officers should be on increasing membership. This has to happen on the ground level. Jerry asked how many charters had a Promotion Director. The count was about one half in attendance said yes and one half no.

Some suggested activities and contacts are: Community Events, Check in with your local City Councils, Convention Centers, have an introduction to horseshoe night and get involved in supporting a charity. Also we need to work hard to retain old members. Some charters send out post cards each year to non-returning members. Some make a phone call to encourage them to return. Personal contact is very important.

For new recruits, the New Member Packets are a great way to introduce them to horseshoes – include your tournament schedules, give info on the local website and also the NHPA website, give them a free issue of your State newsletter. One officer said he leaves Newsline and/or the local Newsletter in the Dr.'s office when he visits.

We talked a bit on the many bar league pitchers – it was suggested to waive state dues for a year and have them pay only National dues to encourage them to join us.

One way to keep members up to date on all local happenings is to attach the price of your newsletter to the yearly membership dues. Several states already do that.

The question was raised on forming tax exempt charters. The 501C tax form accomplishes this, but tax laws vary from state to state. Jerry said he would do some research and send info out by Charter Communications.

Casey Sluys gave an update on this years' international visitors. Eleven pitched in the World Tournament and six placed. There also was an International Jukskei tournament. So. Africa placed 1st, the U.S. placed 2nd and Namibia took the bronze metal. This was an historic event. Casey provided taxi service the first week and was kept extremely busy. Great job Casey!

Dave Sidles talked a bit on the Sanctioned League program. This past year 18 new leagues were started. There are now awards for both 50-shoe count-all leagues and 40-shoe count-all leagues. Dave welcomes letters of recommendation for the Director of the Year Award.

We thank all who were in attendance. Together we can grow our sport.

Submitted by Phyl Quist

PLAYING RULES AND **BYLAWS** *by Dan Sanders*

Many of us have just returned from the World Horseshoe Tournament held in St. George, Utah and are re-adjusting to our more normal daily routines. Many great impressions of this overall experience will remain in my mind for years to come. This includes the beautiful scenic drive through and over the Rocky Mountains from the Denver, Colorado area to St. George and back. The beautiful shapes and colors of the rock formations, the varied and sparse vegetation, occasional glimpses of Big Horn Sheep, Pronghorn Antelope, Ravens, Hawks, and other species of wildlife also added to the overall experience.

As for the World Tournament venue, the Dixie Convention Center provided for all of our needs, and much more! In this beautiful air-conditioned facility, 42 of our portable courts were set up in the same arena, with excellent seating for spectators. Just outside the arena, there was ample space for shoe checks with an adjoining room for pictures and the presentation of awards. Many vendor booths were set up in the spacious hallways, as well as our NHPA Game-related sales tables, and information booths for future WT bidders. Also within the Center was an auditorium with ample seating for our Convention delegates and spectators. This auditorium was also used, earlier in the week, for a showing of the new Pitching Hope movie. Several of the actors were present for comments and questions, following the movie. A special thanks to Tony Mendoza (the movie producer) and the other cast members who were present.

Following the Convention and an afternoon church service, our annual Hall of Fame Banquet was held in still another beautiful glassed-in area of the Dixie Center. The food was delicious and the camaraderie and awards program was excellent. I think that everyone would agree that this facility provided for all of our many needs!

HAVE YOU HEARD ABOUT THE WONDERFUL WORLD TOURNAMENT EXPERIENCE RAFFLE?

This raffle was created a few years ago to raise funds for both the NHPF and the NHPA. The NHPA has designated their portion of the proceeds to annually upgrade the equipment we use at the world tournament. Currently we are upgrading and expanding our electronic scoring equipment, but will eventually need to also upgrade the courts.

The raffle has been very well received, and is really a great prize for someone who otherwise may not be able to attend the World Tournament....just ask our first two winners!!!

The Grand Prize includes the following:

Tournament Entry (\$125 value)
One-Week Hotel Stay (~ \$700 value)
GRS Merchandise (\$100 value)
Customized Tournament Shirt (\$50 value)
Bowdell Photography Package (\$15 value)
Two Banquet Tickets (\$60 value)

Use of Hand Signals for Cancellation Scoring—WT Presentation

You may recall that in the last issue of Newsline I mentioned that I would be presenting an update to our NHPA delegates, of the current progress/status for the recommended use of hand signals; to be used (as an option) for cancellation play. Thanks to the help of my daughter Stacy, a Power-point presentation was made, and (based on feedback) was well-received by the Convention Delegates. Since the Convention, I have received several additional hand signal suggestions and I'm currently working on a Newsline presentation of these recommended calls/diagrams, for the next issue of Newsline. Many thanks to all who have submitted their hand signal suggestions, for consideration!

Proposed NHPA Bylaws Changes

Just as a reminder, next year (2014) is our scheduled year for proposed Bylaws changes. Please read through our current NHPA Bylaws booklet (light blue in color, and available upon request) and consider any passages that you feel may be improved by your suggested changes. Our current NHPA Bylaws can also be found on the NHPA Website at www.horseshoepitching.com. All proposed changes will be considered, and delegate voting will take place at the 2014 annual NHPA Convention, to be held in Buffalo, NY. Your Bylaws change proposals can be sent to me now at 42 Scioto Street, Powell, OH 43065, but according to our current Bylaws, must be postmarked no later than December 31, 2013.

Host City "Goodie" Package (\$400+ value), including Buffalo Zoo Family Pass; passes to Niagara Falls, Albright Knox Art Gallery, Jell-O Museum, Darwin Martin House (Frank Lloyd Wright) and the Aurora Historical Society Tour; four tickets to Buffalo Bison's Baseball with meals; and Buffalo Gift Basket with shirt, hat, food and other gifts, and much more ...

There are also four additional World Tournament Entries as runner up prizes.

How can you buy a ticket???

Tickets are \$5 each, or \$20 for five tickets. You need NOT be present to win any of the prizes.

The drawing will be held at the National Sanctioned League Tournament to be held at the Hall of Fame in Wentzville, Missouri on October 5th-6th.

HAVE YOU HEARD ABOUT THE WONDERFUL WORLD TOURNAMENT EXPERIENCE RAFFLE? *Continued*

There are designated ticket sellers in many charters who will be making these tickets available at your state tournaments. Here is a list of sellers: Tina Hawkins, Bill Marvin, Larry Collette, David Cyr, Bob Hummell, Charles Knotts, Brian Poole, Donna Bastel, Ron Deckard, Melvin Jeardoe, Casey Sluys, Chris Callihan, Al Dodson, Lonna Green, Laura Johnson, Phyl Quist, Diana Ratliff, Laura Ritchie, Cindy Rose, Pat Snelgrove, JoAnn Stanford, Ron Weiss, Debby Michaud, Jerry LaBrosse.

The tickets can easily be purchased via email. You will have to mail a check to do so, but the tickets can be filled out for you, and copies of the numbered stubs will be emailed conveniently back to your inbox.

So let's all support this very worthwhile cause to advance our sport into the modern world, and perhaps win a great World Tournament Experience at the same time!!!

If any of these folks are in your charter, seek them out to purchase your tickets. If you live in a charter other than any of these sellers, simply contact Deb Michaud at loonpond@verizon.net

Good Luck Everyone!!!

WORLD RECORDS *by Mel Yockstick - The Statman*

The 2013 NHPA World Tournament at St. George, Utah was a sizzling event. The number of pitchers competing this year was 998 (34 No Shows); this represented 47 US states, four Canadian provinces and pitchers from Norway, South Africa and Namibia "all in it to win it".

This year's World Tournament marks the 96th world tournament event since 1909. The Colorado Rocky Mountains and the beautiful red rocks of Utah were a sight to behold. I hope you all got a chance to travel to the parks near St. George. It is always fun to meet new pitchers as well as past players.

I want say "thanks" to all the World Tournament leaders and workers for a super job at the Dixie Convention Center. Also want to give kudos to the Game Related sales team for the new products being sold.

The 2013 NHPA Hall of Fame and Awards banquet was a hit with many players receiving awards.

The Junior Boys 2012 World Champion, Dalton Rakestraw from Illinois, received his 90% patches for pitching 90.32% games in the 2012 world tournament. At this year's world we had nine World Championship pitchers hitting those 90% game honors. We also had three perfect games pitched this year at St. George during championship play; Alan Francis with two, a 32

shoe game and a 28 shoe game; and Joan Elmore with a 26 shoe game. Alan Francis also set a new high for a one day pitching average of 91.66%. Congratulation to both pitchers!

Mark Seibold, four-times World Champion from Indiana, was awarded a 50 Year Participation award for playing in fifty (50) consecutive World Tournaments (1964-2013). Also congratulations go out to Oattie Reno for pitching in seven (7) decades and his 54th World Tournament. See NHPA web site (World Tourn-WT Statistics-50+ WT Participants). Congratulations to both.

The States winning the most 1st, 2nd, and 3rd place trophies at this year's World are:

- 1- Utah 92 pitchers with 25 wins.
- 2- California 141 pitchers and 24 wins
- 3- Colorado with 62 pitchers with 19 wins
- 4- Wisconsin with 38 pitchers with 17 wins.

See the chart for player highlights on all Championship Divisions.

Be sure and go to the NHPA website and click on (World Tourn-WT Statistics) to review updated world records.

Congratulation to all open class and championship winners!

2013 World Championship Divisions

St. George, Utah

Championship	Name	State	Shoe Brand	Turn	Overall Average	Highest % Game	Highest Dbl's In Row	Highest Consecutive Rgrs in Row
Mens	Alan Francis	OH	Alan Francis Signature	3/4 Rev.	91.23%	2(100)%	16	32
Womens	Cindy Hoffman	PA	Snyder EZ Flip I	Flip	69.63%	80.76%	10	20
Elders	Ed Arionus	TX	Snyder EZ Flip I	Flip	73.67%	88.09%	8	16
SR-Mens	Ron Deckard	FL	M & M's	1-1/4 Turn	59.11%	81.57%	10	20
SR-Womens	Sheila Shepard	CO	Elmer Hohl's	Flip	71.61%	81.81%	5	10
Boys	Dalton Rakestraw	IL	Alan Francis Signature	3/4	72.09%	80.00%	8	16
Girls	Lindsay Hodgins	BC	Snyder EZ Flip II	Flip (LH)	56.91%	60.87%	3	6
Cadets	Steven Lazaris	WI	Six Pack	Flip	54.07%	62.50%	3	6

LH=Left Handed

WORLD TOURNAMENT MEN'S CHAMPIONSHIP

by Dalton Rakestraw



The Men's Championship class was full of great games and competition! There were a total of sixteen men from twelve different states that made this class. From the start of the event, Alan Francis was definitely on a record breaking streak, having two perfect games this year in the World Tournament, both in the championships with victims being Ken Jones (NM) and Ken Heinritz (WI). He wasn't unbeatable though, for Brian Simmons gave him a loss in the prelim rounds to force a playoff game. Altogether, Alan had two 100% games, seven 90%+ games and six 80%+ games. This was an amazing performance! Brian Simmons also had an amazing performance with one 90%+ game, eight 80%+ games with five 70%+ games and one game at 68.5%.

The competitors in the Men's Championship this year were...Alan Francis-Ohio; Brian Simmons-Vermont; Jim Walters-Ohio; Dan Watson-Alabama; Walter Ray Williams Jr.-Florida; Doc Rice-Indiana; Matt Fuller-Washington; Gary Bearpaw-Oklahoma; Marcus Santillana-California; Gary Opper-Idaho; Don Davis-Washington; Rick Bermingham-California; Ken Heinritz-Wisconsin; Ken Jones- New Mexico; Jacob Fimbres-Arizona and Gary Roberts-Ohio. All these men carried an average 57.00% or higher to make it in the Championship group.

Going into the final day of competition and the world tournament in general; Alan Francis, Brian Simmons and Jim Walters were all tied at 10/0 and Walter Ray Williams Jr., Doc Rice and Marcus Santillana were all tied for second at 8/2 and in third was Dan Watson and Matt Fuller at 7/3.

In round 11, Francis would defeat Santillana; Simmons would defeat Williams Jr., Walters would lose to Watson, Rice would take his game against Fuller.

In round 12, Francis would again get a win over Watson, Simmons would take Fuller, Walters would regain his focus and beat Santillana and Williams Jr. would get another loss from Doc Rice.

In round 13, Francis would get back up in the 90% range and take Doc Rice, Walters would battle again and come up short to Simmons, Fuller would take a victory and beat Watson, Williams Jr. would regain his confidence and take Santillana in a 36 shoe match throwing 28 ringers.

The top three standings going into round 14 would be, Simmons and Francis at 13/0, Walters at 11/2, Doc Rice at 10/3, Walter Ray Williams Jr. at 9/4, Dan Watson, Marcus Santillana and Matt Fuller at 8-5.

In round 14:

Alan Francis beat Jim Walters in 54 shoes throwing 49 ringers.

Brian Simmons beat Doc Rice in 40 shoes throwing 31 ringers.

Dan Watson beat Marcus Santillana in 54 shoes throwing 41 ringers.

Walter Ray Williams Jr. beat Matt Fuller in 46 shoes throwing 38 ringers.

The final standings going to round 15, the last and final round were:


Brian Simmons and Alan Francis 14/0

Jim Walters 11/3

Walter Ray Williams Jr. and Doc Rice 10/4


Dan Watson 9/5

Marcus Santillana and Matt Fuller 8/6



MR. D HORSESHOES

"THE SHOE THAT FITS"
DESIGNED AND BALANCED FOR THE FLIP



WITH OR WITHOUT RINGER-BREAKER
AND
MR. D. CLASSIC

—Order Direct From—
MR. D. HORSESHOES
77 Cloverdale Rd.
Animas, NM 88020
575 / 548-2222
or Call
903 / 536-2626

THE TOE OF THE MR. D SHOE
IS SMOOTH WITH A
GOOD SLANT ON THE TOP SIDE
FOR AN EASY GRIP
AND A SOFT TOUCH DELIVERY

WORLD TOURNAMENT MEN'S CHAMPIONSHIP *Continued*

Round 15 begins:

Jim Walters gets his win in 44 shoes over Doc Rice.

Dan Watson gets a win in 48 shoes over Walter Ray Williams Jr.

Fuller takes Santillana in 52 shoes.

The main event begins for both Brian Simmons and Alan Francis who are 14/0. A loss for either of them is the difference between first and second, \$4200 and \$2100 and most of all World Champion or Runner up. The match was quite a match, not like the 140+ shoe games in the past, but it was a great game. For Alan

Francis, his victory was amazing. Missing only four shoes and Simmons missing sixteen, Francis had 93.9% and Simmons 75.7%, Francis 42 points and Simmons 7 points and another "most of all", Francis had the "W" and Simmons had the "L".

Great job to all the men in the Championships this year! We look forward to seeing your progress throughout the rest of the year and into the new year! Good Luck at your state tourneys and we will see if most of the men in this class (if no two are from the same state) are the state champions of their home state! See you all next year at Niagara Falls in Buffalo, New York!!

WORLD TOURNAMENT ELDER MEN'S CHAMPIONSHIP *by Dalton Rakestraw*

The Elder Men's Championship group consisted of the "Sweet Sixteen" elder men in average, from twelve different states. The styles of shoes ranged from, I believe, ten flippers and six turners, but the styles had no effect on Ed Arionus from Texas who won the World Championship.

Tom McQueen, Nevada; Daniel Dunn, Indiana; Charles Woolery, California; DW Story, Tennessee and Herschel Walters, Indiana were all tied up at 5/5 and fought for fourth place.



Ed and most pitchers probably do not know it, but he set a record for the most losses in the Elders Championship with four. This goes to show you that you are not "out" of the running until all the games are completed and that there are spoilers in the championship rounds!

Rich lost his first three games putting him at 9/4. Ed and Russ were on fire winning their first three games putting them also at 9/4. Gregg Craven lost one, so he was mixed in with the other leaders also at 9/4. Paul lost two putting him at 8/5. Tom McQueen won his first three games putting him at 8/5. Daniel lost his first game only and was now standing at 7/6. As you can see with two games to go, these men were fighting good battles and gaining quickly and it was tough competition.

In round 14, Pintor beat Phillips. Arionus defeated Vogel. McGee won by one over Craven. McQueen shut down Woolery and Dunn and slammed Cooper.

Heading into round 15, defending World Champion Rich Pintor would be tied for first with former World Champion Ed Arionus at 10/4. Another former World Champion Russ Phillips was tied with Paul McGee, Gregg Craven and Tom McQueen at 9/5 and Daniel Dunn was 8/6. Pintor would take down Vogel, and Arionus would pull out a victory over Phillips. McGee would handle Fields quite well and win. Craven beat another former World

Going into the last day of competition Rich Pintor, Colorado led the pack at 9-1. Paul McGee, Maryland and Gregg Craven, Missouri were close behind with 7-3. Ed Arionus, Texas ; Russ Phillips, Washington and Roger Vogel, Kansas were all tied for third at 6-4.

WORLD TOURNAMENT ELDER MEN'S CHAMPIONSHIP *Continued*

Champion Herschel Walters. McQueen would sneak passed Charles Buddy Short, New Jersey and Dunn would receive a loss to LeGrand.

With a ringer percent of 70% flat Gregg Craven, Missouri would take third place at 10/5. Paul McGee, Maryland would honor fourth place by 0.03 of a percent at 68.87% and a 10/5 record. Tom McQueen, Nevada would have to settle in at fifth with 68.84% and a 10/5 record. Russ Phillips, Washington stood tall in sixth at 9/6 with 73.82% and Daniel F. Dunn, Indiana rested in seventh at 8/7 with 69.96%, but who took first? Well, seeing that Rich Pintor, Colorado and Ed Arionus, Texas had only lost four and everyone else lost five or more, a playoff game would be needed to decide the 2013 Elder Mens World Champion. Winning by 9 points 40/31,

Ed Arionus, would receive his next world championship since 2010 with a 12/4 record and a 73.67 ringer percent. Defending World Champion Rich Pintor fell short in second with 11/5 with a 72.03 ringer percent.

Great job to all the men in this class. 8th place- Roger Vogel, Kansas... 9th place- Charles Wooley, California... 10th place- DW Story, Tennessee... 11th place- Bobby Fields, Tennessee... 12th place- Sig Armitage, Minnesota... 13th place- Herschel Walters, Indiana... 14th place- Ronald R. LeGrand, Missouri... 15th place- Dave Cooper, Colorado and 16th place to Charles Buddy Short, New Jersey.

Hope to see this much fun and excitement next year in Buffalo! "Keep calm and throw a ringer!"

WORLD TOURNAMENT SENIOR MEN'S CHAMPIONSHIP *by Dalton Rakestraw*



Bill Navratil, CT... Dave Koch, CA... Jon Harris, CO... Tom Westbrook, SC... Kenneth Schaver, IL... Delbert Fourman, OH... Zane Goggin, GA and Jim Bilderback, WI made the cut and placed in that order.

After the first day of competition, Bill Navratil was 6-0 and Ron Deckard, Thomas Gallina, and Roy Buhler followed close behind at 5-1. The second day of competition all the top men leading the group pitched each other. At the end of the second day of competition, Ron and Thomas would find themselves in a tight spot. Ron would have to defeat Thomas in the last game of regular competition to force a playoff and that is what Ron did, he beat him 45/20.

Ron and Thomas started their playoff game for the championship Senior Men's title and in the end Ron ended up defeating Thomas in the playoff game 41/31, Ron pitched 61.2% and Thomas pitched 56.4% in the playoff game.

Great job to all the men who pitched in this class this year and we hope to see you all next year in Buffalo, NY.

The Senior Men's Championship class was nothing short of awesome for Ron Deckard of Florida, winning his fifth Senior Men's World Championship title and also being inducted into the Hall of Fame this year! There were twelve men that made up this awesome class of pitchers. Every man in this class was from a different state. Ron Deckard, FL... Thomas Gallina, ON... Roy Buhler, UT... Tom Tabet, AZ...

WORLD TOURNAMENT SENIOR WOMEN'S CHAMPIONSHIP *by Phyl Quist*

Do you ever wonder how champion horseshoe pitchers get started on this awesome journey? I asked each of the ladies that very question. Here are their stories.

Sheila Shepard's husband and brother were both pitching

so she decided to join them. Her starting ringer percentage was 16%; Sue Lichau got started in 1956 during some back yard pitching. Her starting average was 21% and won the class in her first tournament; Oralee Jeardoe has pitched for 16 years. She started in club play with a 10% average;

WORLD TOURNAMENT SENIOR WOMEN'S CHAMPIONSHIP

Continued

Leslie Nelson has played for ten years. She first played in the Huntsmen Sr. Games in St. George. She started with a 6% average. This is only Peggy Stitts third year of pitching. She started with a 60% average at Golf Shores; Helen Laumbach joined her husband pitching and began at 40%; Both Audra Cravens dad and husband pitched. Her starting percentage was 15% and at her first tournament she had a pitch off – came in 2nd; Jane Jordan started pitching for shoulder therapy – started at 22% and reached 74% at one time.

As you can see, Champions have varied beginnings. (I wonder if there's still hope for me!!)

At the end of day one of this years' Senior Women's Championship, four ladies emerged with a perfect 4-0 standing. They were Sheila Shepard, Oralee Jeardoe, Peggy Stitt and Helen Laumbach. Sheila had the high



game – 18 out of 22 for 81.82% - which was the high game for the competition. Helen had two of the longest games that day – 62 shoes against Audra and 68 shoes against Leslie. Day two saw Sheila Shepard not wavering, but consistently throwing those game winning ringers. A perfect 7-0 record crowned her the Senior Women's Champion for 2013. Oralee Jeardoe placed second, her high game being 73.08%. Peggy Stitt was third, Helen Laumbach fourth, Sue Lichau fifth, Jane Jordan sixth, Audra Craven seventh and Leslie Nelson eighth. The longest game of day two was between Jane and Sue at 70 shoes. There were many hard fought games.

Congratulations to all eight ladies who competed. We salute you, Sheila, for a perfect win record to claim the title of 2013 Senior Women's Champion!

WORLD TOURNAMENT WOMEN'S CHAMPIONSHIP

by Phyl Quist

Sixteen of the top women pitchers came together in St. George, Utah, to vie for the 2013 Women's Championship title.

Where did each one start to reach this prestigious goal?

Amy Francis probably holds the record of youngest – at three years old, she was going to tournaments with her folks – she didn't start pitching until she was 10. Sara Otto started in Jr. High with a 6% average. Debra Brown started in 1981 to join her husband in pitching – qualified at 6.5%. Jen Speakman comes from a horseshoe pitching family, the Walters, and



started as a junior at 12%. Marlene Ray started in 1982 with her mom, dad and grandpa – qualified at 20%. Jane Cordingley has been pitching 30 years and started at 25%. A neighbor brought Kimmy Stockli to an Elks Club fun night. She had never pitched before – averaged 25% and beat them all. Terry Beagle started 11 years ago in a Florida park league; 30% was her beginning average and she won her first State title in Michigan in 2011. Cindy Hoffman got started by friends in a league at 30%. Sharon Chiddister pitched in a county fair. She entered competition at 30%. Sandra Johnson's dad got her started – 36% average. Julie Charlton played softball next to some horseshoe courts and that got her interested. She started

WORLD TOURNAMENT WOMEN'S CHAMPIONSHIP

Continued

with a 45% average. Some started as heavy hitters from the gitgo. Doris Hieden started with back yard pitching and joined competition with 50% ringers. Debra Odum also came on the scene at 50%. Joan Elmore found out about horseshoes on the web site and qualified at Joelton at 60%! And Sue Snyder came on the scene in 1986 at a 65% starting average!

Now, on to the tournament. A new kid emerged on the block this year – Cindy Hoffman. She ended day one with a perfect win record. Joan, Debra, Sue and Sharon were close behind with 4-1 records. The highlight of day one was Joan Elmore's 100% game – 26 out of 26. Congratulations – she makes it look so easy! Day two again found Cindy with a 10-0 standing. Debra Brown emerged that day with a 94.44% game – 34 out of 36.

Debra had the overall high percentage for the tournament at 78.30%. Day three was indeed exciting. Cindy lost her first game to Doris Hieden, so four were tied for the lead. There were so many close games. Cindy's last three games were all nail-biters. Debra Brown came closed with 39 points but Cindy won with her highest game of 80.77%. Next Joan and Cindy went 84 shoes for a 40-37 win for Cindy. And the last game with Sue was 42-36, again a win for Cindy.

With tears running down her cheeks, a new World Champion quietly walked off the courts. Congratulations Cindy Hoffman – our 2013 World Women's Champion.

What an amazing competition. What an amazing group of ladies.

WORLD TOURNAMENT RED ROCK AND JUNIORS

by Aleena Cook

What do you get when 74 junior horseshoe pitchers get together in St. George Utah? You get an amazing and fun time with great friends and memorable moments. With nine classes of juniors and cadets, this was one of the most exciting years yet. To kick off the event, the Dixie Center hosted a meet-n-greet complete with ice cream, games, and a rock wall. Arms and legs got twisted over twister, swords were flying on the Wii, and everyone reached towards the sky, climbing on the rock wall.

Each class was competitive with intense games. Crowds were spread all over the arena trying to see every game and watch every young competitor. Day one started off with jitters and many ringers. Everyone tried their hardest to outplay each other.

As day two of competition took off, everyone knew what had to be done to make the championship class. There was only one playoff game in prelims this year and that was in the Cadets Class A. Ryan Schepers from Missouri and Steven Lazaris from Wisconsin had a playoff for first place. The facial expressions were numerous as the boys fought back and forth. In the end Ryan pulled ahead and kept the lead to win Cadets Class A. Every class had its intense

moments. Michael Littell from Minnesota won Cadets B by half a win. Brooke Lazaris from Wisconsin won Cadets

Gordon and Legend Horseshoes are pitched successfully by both flip and turn players. Order today and discover why World Horseshoe Pitching Champions have preferred them.

Drop Forged (The only way to make Horseshoes) - Carbon Steel - Hardened Tips
Medium Soft - 2.8 lbs - One year Guarantee - NHPA Sanctioned

OMEGA
HORSESHOE CO.
777 West Midvalley Road
Cedar City, Utah 84721

1-877-865-1066
sales@gordonhorseshoes.com
www.OmegaHorseshoes.com

VISA MasterCard AMEX Discover PayPal

Also available from www.dennishorseshoes.com & NHPA Distributors

WORLD TOURNAMENT RED ROCK AND JUNIORS

Continued


C pitching 19.91% over her entry percentage. Racanne Julander from Utah won Cadets D with only half a loss. Colter Nelson from Utah won Juniors E also with only half a loss. Malachi Hamrick from Arkansas won Juniors D by




The games for the junior boy's championship were long and nerve wracking as every young man pitched the best that they could. Everyone knew what was at stake. Each game was as crucial as the next. No parent or grandparent could sit still as some of the best games between these young men were pitched. Dalton Rakestraw, IL won his second title as Junior Boys World Champion. Dalton averaged 72.09 percent in the championship class and went 7 and 0!

The junior girl's championship class was just as intense. As the games started, no knew who would come out on top until one girl, who even surprised herself, pitched some of the best games she has ever thrown. Lindsay Hodgins from British Columbia went 5 and 0 and averaged 56.91% to win

going 9 and 0. Calvin Ayers, also from Arkansas, squeezed out the win for Juniors C by half a win. Heather Feavel from Wisconsin won Juniors B with only one loss. Dalton Rakestraw from Illinois won Juniors A by averaging 71.39 percent. With so many amazing pitchers and tough competition, it was an eventful and fun filled night. Luckily every one could get to sleep in before championships the next day.



The cadet championship class pitched the fastest and some of the hardest games I have ever seen. The bleachers were



full with spectators as everyone was on the edge of their seats. High fives were passed and hugs were given as Steven Lazaris, WI won the 2013 Cadet's World Championship averaging 54.07%! Many people were impressed by the cadets on how well they pitched.

the title of 2013 Junior Girls World Champion!

Everyone pitched so well and all the fans commented how the juniors are always the most fun to watch at the world tournament. This sport means so much to all of the junior and cadet pitchers, and all of the support they get means a lot. However, every junior or cadet likes to wind down after a long tournament. On Sunday evening there was a junior party where there was mini golf, go-karts, bumper boats, and arcade games. Prizes were won and the pizza was gone by the time everyone had to leave. It was sad to see everyone go home, but exciting to know that most will be in Buffalo, New York next year. Congratulations to all the junior and cadet pitchers. Thank you for making this a great year!

HIGHLIGHTS FROM THE 48TH ANNUAL NHPA HALL OF FAME & AWARDS BANQUET



2013 MEMBERSHIP AWARD
PRESENTED TO
RHODE ISLAND
LARGEST INCREASE IN MEMBERSHIP
BY PERCENTAGE 2011 TO 2012
36.84%




2013 BOB PENCE MEMORIAL AWARD
PRESENTED TO
MINNESOTA
MOST 2012 ADULT MEMBERS
794



2013 MEMBERSHIP AWARD
PRESENTED TO
IDAHO
LARGEST ADULT MEMBERSHIP
INCREASE FROM 2011 TO 2012
42





2013
ARCH STOKES MEMORIAL AWARD
PRESENTED TO
JEANETTE CLAAS
FOR CONTINUOUS OUTSTANDING SERVICE
IN PROMOTING THE DEVELOPMENT AND
GROWTH OF THE SPORT OF HORSESHOE
PITCHING



2013 NHPA
PRESIDENTIAL AWARD
PRESENTED TO THE
QUAIL RIDGE HORSESHOE CLUB
WITH SINCERE APPRECIATION FOR
OUTSTANDING SERVICE AND DEDICATION
PROMOTING HORSESHOE PITCHING
AT THE STATE AND NATIONAL LEVELS
2013



MARK SEIBOLD RECEIVES A PLAQUE
FOR PITCHING IN
50 WORLD TOURNAMENTS
FROM 1964 THROUGH 2013




2013 MEMBERSHIP AWARD
PRESENTED TO
MINNESOTA & MISSOURI
MOST 2012 JUNIOR MEMBERS
69

HIGHLIGHTS FROM THE 48TH ANNUAL NHPA HALL OF FAME & AWARDS BANQUET




2013 ACHIEVEMENT AWARD
PRESENTED TO
GREG CRAVEN
FOR OUTSTANDING SERVICE
TO THE SPORT OF HORSESHOE PITCHING




2013 ACHIEVEMENT AWARD
PRESENTED TO
MICHAEL BROWN
FOR OUTSTANDING SERVICE
TO THE SPORT OF HORSESHOE PITCHING



2013 ACHIEVEMENT AWARD
PRESENTED TO
DALTON RAKESTRAW
FOR OUTSTANDING SERVICE
TO THE SPORT OF HORSESHOE PITCHING



2013 DIRECTOR OF THE YEAR
PRESENTED TO
MEREDITH KAHRIG
IN APPRECIATION OF HIS LOYAL YEARS OF
DEDICATION AND SERVICE AS LEAGUE
DIRECTOR OF THE KAHRIG'S RED BARN
HORSESHOE LEAGUE



GENE AND MARY VAN SANT
MEMORIAL AWARD
SARA OTTO
Given each year to the Regional Director who
displays the attitude and initiative of fulfilling
his/her duties of upholding the image and
extending the recognition of the
National Horseshoe Pitchers Association



NHPA HALL OF FAME AWARD
GARY ROBERTS
INDUCTED
2013




NHPA HALL OF FAME AWARD
RON DECKARD
INDUCTED
2013



NHPA HALL OF FAME AWARD
STEVE SUMMERLIN
INDUCTED
2013

MEN'S CHAMPIONSHIP CLASS

2013 WORLD TOURNAMENT



Pos	Name	Qualifying Ave.	State	Win-Loss	Points	Ringers	Shoes	R%
1.	Alan Francis	89.22	OH	15-0	624	593	650	91.23
2.	Brian Simmons	74.84	VT	14-1	585	558	694	80.40
3.	Jim Walters	74.00	OH	12-3	582	572	778	73.52
4.	Dan Watson	69.33	AL	10-5	496	590	860	68.60
5.	Walter Ray Williams Jr	65.33	FL	10-5	490	491	734	66.89
6.	Doc Rice	71.00	IN	10-5	520	558	852	65.49
7.	Matt Fuller	61.17	WA	9-6	478	488	752	64.89
8.	Gary Bearpaw	59.83	OK	8-7	489	501	792	63.26
9.	Marcus Santillana	63.00	CA	8-7	445	442	744	59.41
10.	Gary Opper	57.83	ID	6-9	474	467	774	60.34
11.	Don Davis	57.00	WA	4-11	392	465	772	60.23
12.	Rick Bermingham	60.67	CA	3-12	390	489	844	57.94
13.	Ken Heinritz	59.84	WI	3-12	383	445	772	57.64
14.	Ken Jones	58.17	NM	3-12	372	406	708	57.34
15.	Jacob Fimbres	58.33	AZ	3-12	370	397	716	55.45
16.	Gary Roberts	57.67	OH	2-13	300	381	710	53.66

1. Alan Francis 15-0

Opponent	Score	Ringers	Shoes	%
1. Don Davis	41/4	26	30	86.60
2. Gary Roberts	42/8	27	32	84.30
3. Gary Opper	40/0	21	22	95.40
4. Ken Jones	42/0	32	32	100.00
5. Jacob Fimbres	41/4	28	32	87.50
6. Gary Bearpaw	42/19	33	40	82.50
7. Ken Heinritz	42/0	28	28	100.00
8. Rick Bermingham	42/5	49	54	90.70
9. Matt Fuller	45/3	39	44	88.60
10. Walter Ray Williams Jr	45/4	79	84	94.00
11. Marcus Santillana	40/1	43	46	93.40
12. Dan Watson	40/11	46	52	88.40
13. Doc Rice	40/1	31	34	91.10
14. Jim Walters	40/12	49	54	90.70
15. Brian Simmons	42/7	62	66	93.90

624 593 650 91.23

3. Jim Walters 12-3

Opponent	Score	Ringers	Shoes	%
1. Gary Opper	42/36	39	58	67.20
2. Ken Jones	43/20	36	46	78.20
3. Don Davis	40/18	30	38	78.90
4. Gary Roberts	42/25	41	56	73.20
5. Ken Heinritz	40/22	38	52	73.00
6. Rick Bermingham	42/27	38	58	65.50
7. Jacob Fimbres	43/22	35	52	67.30
8. Gary Bearpaw	41/15	44	58	75.80
9. Walter Ray Williams Jr	44/14	31	44	70.40
10. Matt Fuller	40/9	34	38	89.40
11. Dan Watson	31/41	47	68	69.10
12. Marcus Santillana	44/10	29	36	80.50
13. Brian Simmons	38/42	56	76	73.60
14. Alan Francis	12/40	40	54	74.00
15. Doc Rice	40/22	34	44	77.20

582 572 778 73.52

2. Brian Simmons 14-1

Opponent	Score	Ringers	Shoes	%
1. Gary Roberts	43/9	25	30	83.30
2. Gary Opper	42/4	30	36	83.30
3. Ken Jones	41/9	37	42	88.10
4. Don Davis	44/10	41	48	85.40
5. Gary Bearpaw	40/9	26	32	81.20
6. Ken Heinritz	41/8	27	36	75.00
7. Rick Bermingham	41/8	28	34	82.30
8. Jacob Fimbres	40/3	29	32	90.60
9. Marcus Santillana	40/11	37	54	68.50
10. Dan Watson	40/17	65	76	85.50
11. Walter Ray Williams Jr	41/16	26	34	76.40
12. Matt Fuller	41/18	49	58	84.40
13. Jim Walters	42/38	57	76	75.00
14. Doc Rice	42/18	31	40	77.50
15. Alan Francis	7/42	50	66	75.70

585 558 694 80.40

4. Dan Watson 10-5

Opponent	Score	Ringers	Shoes	%
1. Jacob Fimbres	40/29	29	44	65.90
2. Gary Bearpaw	43/28	40	62	64.50
3. Ken Heinritz	41/28	35	52	67.30
4. Rick Bermingham	44/37	56	84	66.60
5. Don Davis	45/24	44	62	70.90
6. Gary Roberts	40/3	32	38	84.20
7. Gary Opper	24/40	43	68	63.20
8. Ken Jones	14/45	22	42	52.30
9. Doc Rice	42/25	54	76	71.00
10. Brian Simmons	17/40	58	76	76.30
11. Jim Walters	41/31	49	68	72.00
12. Alan Francis	11/40	36	52	69.20
13. Matt Fuller	12/42	18	34	52.90
14. Marcus Santillana	40/28	41	54	75.90
15. Walter Ray Williams Jr	42/13	33	48	68.70

496 590 860 68.60

5. Walter Ray Williams Jr 10-5					
	Opponent	Score	Ringers	Shoes	%
1.	Gary Bearpaw	40/13	32	50	64.00
2.	Ken Heinritz	45/19	41	56	73.20
3.	Rick Bermingham	40/26	33	56	58.90
4.	Jacob Fimbres	40/7	29	36	80.50
5.	Gary Roberts	42/16	35	54	64.80
6.	Gary Opper	42/29	29	48	60.40
7.	Ken Jones	41/14	26	36	72.20
8.	Don Davis	40/36	43	62	69.30
9.	Jim Walters	14/44	22	44	50.00
10.	Alan Francis	4/45	66	84	78.50
11.	Brian Simmons	16/41	18	34	52.90
12.	Doc Rice	31/45	25	44	56.80
13.	Marcus Santillana	41/4	28	36	77.70
14.	Matt Fuller	41/16	38	46	82.60
15.	Dan Watson	13/42	26	48	54.10
		490	491	734	66.89

7. Matt Fuller 9-6					
	Opponent	Score	Ringers	Shoes	%
1.	Rick Bermingham	42/32	41	64	64.00
2.	Jacob Fimbres	40/18	33	54	61.10
3.	Gary Bearpaw	18/42	21	42	50.00
4.	Ken Heinritz	43/12	34	48	70.80
5.	Ken Jones	40/7	30	36	83.30
6.	Don Davis	44/23	35	50	70.00
7.	Gary Roberts	43/19	32	52	61.50
8.	Gary Opper	42/38	41	70	58.50
9.	Alan Francis	3/45	24	44	54.50
10.	Jim Walters	9/40	24	38	63.10
11.	Doc Rice	37/45	44	64	68.70
12.	Brian Simmons	18/41	42	58	72.40
13.	Dan Watson	42/12	27	34	79.40
14.	Walter Ray Williams Jr	16/41	30	46	65.20
15.	Marcus Santillana	41/36	30	52	57.60
		478	488	752	64.89

9. Marcus Santillana 8-7					
	Opponent	Score	Ringers	Shoes	%
1.	Ken Heinritz	42/25	23	42	54.70
2.	Rick Bermingham	40/16	30	44	68.10
3.	Jacob Fimbres	40/23	26	42	61.90
4.	Gary Bearpaw	40/38	38	66	57.50
5.	Gary Opper	25/40	29	48	60.40
6.	Ken Jones	41/26	31	48	64.50
7.	Don Davis	42/34	41	66	62.10
8.	Gary Roberts	44/30	29	46	63.00
9.	Brian Simmons	11/40	28	54	51.80
10.	Doc Rice	41/32	37	64	57.80
11.	Alan Francis	1/40	30	46	65.20
12.	Jim Walters	10/44	18	36	50.00
13.	Walter Ray Williams Jr	4/41	17	36	47.20
14.	Dan Watson	28/40	37	54	68.50
15.	Matt Fuller	36/41	28	52	53.80
		445	442	744	59.41

11. Don Davis 4-11					
	Opponent	Score	Ringers	Shoes	%
1.	Alan Francis	4/41	14	30	46.60
2.	Doc Rice	16/40	34	56	60.70
3.	Jim Walters	18/40	23	38	60.50
4.	Brian Simmons	10/44	30	48	62.50
5.	Dan Watson	24/45	38	62	61.20
6.	Matt Fuller	23/44	28	50	56.00
7.	Marcus Santillana	34/42	38	66	57.50
8.	Walter Ray Williams Jr	36/40	40	62	64.50
9.	Rick Bermingham	42/27	43	68	63.20
10.	Gary Bearpaw	20/41	20	46	43.40
11.	Jacob Fimbres	40/30	30	44	68.10
12.	Ken Heinritz	28/40	37	60	61.60
13.	Ken Jones	45/26	35	48	72.90
14.	Gary Opper	12/45	19	44	43.10
15.	Gary Roberts	40/23	36	50	72.00
		392	465	772	60.23

6. Doc Rice 10-5					
	Opponent	Score	Ringers	Shoes	%
1.	Ken Jones	42/31	39	58	67.20
2.	Don Davis	40/16	40	56	71.40
3.	Gary Roberts	40/23	34	56	60.70
4.	Gary Opper	45/36	45	74	60.80
5.	Rick Bermingham	41/16	52	66	78.70
6.	Jacob Fimbres	42/13	35	50	70.00
7.	Gary Bearpaw	42/30	40	56	71.40
8.	Ken Heinritz	40/23	48	70	68.50
9.	Dan Watson	25/42	48	76	63.10
10.	Marcus Santillana	32/41	32	64	50.00
11.	Matt Fuller	45/37	46	64	71.80
12.	Walter Ray Williams Jr	45/31	29	44	65.90
13.	Alan Francis	1/40	18	34	52.90
14.	Brian Simmons	18/42	24	40	60.00
15.	Jim Walters	22/40	28	44	63.60
		520	558	852	65.49

8. Gary Bearpaw 8-7					
	Opponent	Score	Ringers	Shoes	%
1.	Walter Ray Williams Jr	13/40	26	50	52.00
2.	Dan Watson	28/43	37	62	59.60
3.	Matt Fuller	42/18	28	42	66.60
4.	Marcus Santillana	38/40	39	66	59.00
5.	Brian Simmons	9/40	16	32	50.00
6.	Alan Francis	19/42	25	40	62.50
7.	Doc Rice	30/42	37	56	66.00
8.	Jim Walters	15/41	37	58	63.70
9.	Gary Opper	42/37	47	72	65.20
10.	Don Davis	41/20	29	46	63.00
11.	Ken Jones	41/18	37	52	71.10
12.	Gary Roberts	40/13	32	42	76.10
13.	Ken Heinritz	42/29	48	68	70.50
14.	Rick Bermingham	44/22	22	38	57.80
15.	Jacob Fimbres	45/38	41	68	60.20
		489	501	792	63.26

10. Gary Opper 6-9					
	Opponent	Score	Ringers	Shoes	%
1.	Jim Walters	36/42	38	58	65.50
2.	Brian Simmons	4/42	18	36	50.00
3.	Alan Francis	0/40	8	22	36.30
4.	Doc Rice	36/45	45	74	60.80
5.	Marcus Santillana	40/25	35	48	72.90
6.	Walter Ray Williams Jr	29/42	24	48	50.00
7.	Dan Watson	40/24	47	68	69.10
8.	Matt Fuller	38/42	38	70	54.20
9.	Gary Bearpaw	37/42	43	72	59.70
10.	Rick Bermingham	41/13	36	58	62.00
11.	Ken Heinritz	18/41	25	46	54.30
12.	Jacob Fimbres	25/42	26	46	56.50
13.	Gary Roberts	40/20	29	46	63.00
14.	Don Davis	45/12	30	44	68.10
15.	Ken Jones	45/22	25	38	65.70
		474	467	774	60.34

12. Rick Bermingham 3-12					
	Opponent	Score	Ringers	Shoes	%
1.	Matt Fuller	32/42	37	64	57.80
2.	Marcus Santillana	16/40	21	44	47.70
3.	Walter Ray Williams Jr	26/40	28	56	50.00
4.	Dan Watson	37/44	55	84	65.40
5.	Doc Rice	16/41	46	66	69.70
6.	Jim Walters	27/42	32	58	55.10
7.	Brian Simmons	8/41	17	34	50.00
8.	Alan Francis	5/42	36	54	66.60
9.	Don Davis	27/42	37	68	54.40
10.	Gary Opper	13/41	26	58	44.80
11.	Gary Roberts	44/10	36	50	72.00
12.	Ken Jones	37/45	44	68	64.70
13.	Jacob Fimbres	40/21	21	38	55.20
14.	Gary Bearpaw	22/44	15	38	39.40
15.	Ken Heinritz	40/33	38	64	59.30
		390	489	844	57.94



13. Ken Heinritz 3-12					
Opponent	Score	Ringers	Shoes	%	
1. Marcus Santillana	25/42	16	42	38.10	
2. Walter Ray Williams Jr	19/45	33	56	58.90	
3. Dan Watson	28/41	30	52	57.60	
4. Matt Fuller	12/43	26	48	54.10	
5. Jim Walters	22/40	31	52	59.60	
6. Brian Simmons	8/41	16	36	44.40	
7. Alan Francis	0/42	14	28	50.00	
8. Doc Rice	23/40	43	70	61.40	
9. Gary Roberts	40/15	23	40	57.50	
10. Ken Jones	27/42	25	52	48.00	
11. Gary Opper	41/18	32	46	69.50	
12. Don Davis	40/28	41	60	68.30	
13. Gary Bearpaw	29/42	44	68	64.70	
14. Jacob Fimbres	36/42	34	58	58.60	
15. Rick Bermingham	33/40	37	64	57.80	
	383	445	772	57.64	

14. Ken Jones 3-12					
Opponent	Score	Ringers	Shoes	%	
1. Doc Rice	31/42	34	58	58.60	
2. Jim Walters	20/43	28	46	60.80	
3. Brian Simmons	9/41	27	42	64.20	
4. Alan Francis	0/42	18	32	56.20	
5. Matt Fuller	7/40	18	36	50.00	
6. Marcus Santillana	26/41	26	48	54.10	
7. Walter Ray Williams Jr	14/41	17	36	47.20	
8. Dan Watson	45/14	33	42	78.50	
9. Jacob Fimbres	36/42	28	56	50.00	
10. Ken Heinritz	42/27	31	52	59.60	
11. Gary Bearpaw	18/41	28	52	53.80	
12. Rick Bermingham	45/37	46	68	67.60	
13. Don Davis	26/45	28	48	58.30	
14. Gary Roberts	31/45	26	54	48.10	
15. Gary Opper	22/45	18	38	47.30	
	372	406	708	57.34	

15. Jacob Fimbres 3-12					
Opponent	Score	Ringers	Shoes	%	
1. Dan Watson	29/40	25	44	56.80	
2. Matt Fuller	18/40	26	54	48.10	
3. Marcus Santillana	23/40	21	42	50.00	
4. Walter Ray Williams Jr	7/40	18	36	50.00	
5. Alan Francis	4/41	16	32	50.00	
6. Doc Rice	13/42	27	50	54.00	
7. Jim Walters	22/43	28	52	53.80	
8. Brian Simmons	3/40	17	32	53.10	
9. Ken Jones	42/36	32	56	57.10	
10. Gary Roberts	36/41	37	64	57.80	
11. Don Davis	30/40	26	44	59.00	
12. Gary Opper	42/25	31	46	67.30	
13. Rick Bermingham	21/40	17	38	44.70	
14. Ken Heinritz	42/36	36	58	62.00	
15. Gary Bearpaw	38/45	40	68	58.80	
	370	397	716	55.45	

16. Gary Roberts 2-13					
Opponent	Score	Ringers	Shoes	%	
1. Brian Simmons	9/43	14	30	46.60	
2. Alan Francis	8/42	15	32	46.80	
3. Doc Rice	23/40	28	56	50.00	
4. Jim Walters	25/42	36	56	64.20	
5. Walter Ray Williams Jr	16/42	27	54	50.00	
6. Dan Watson	3/40	21	38	55.20	
7. Matt Fuller	19/43	24	52	46.10	
8. Marcus Santillana	30/44	26	46	56.50	
9. Ken Heinritz	15/40	17	40	42.50	
10. Jacob Fimbres	41/36	39	64	60.90	
11. Rick Bermingham	10/44	26	50	52.00	
12. Gary Bearpaw	13/40	23	42	54.70	
13. Gary Opper	20/40	23	46	50.00	
14. Ken Jones	45/31	31	54	57.40	
15. Don Davis	23/40	31	50	62.00	
	300	381	710	53.66	


MEN'S DIVISION



Mens A1							
	State	Win-Loss	Points	Ringers	Shoes	R%	
1.	Alan Francis	OH	15-1	761	571	640	89.22
2.	Brian Simmons	VT	14-2	555	479	640	74.84
3.	Jim Walters	OH	13-2	491	444	600	74.00
4.	Dan Watson	AL	13-2	522	416	600	69.33
5.	Walter Ray Williams Jr	FL	11-4	487	392	600	65.33
6.	Doc Rice	IN	10-5	530	426	600	71.00
7.	Matt Fuller	WA	8-7	470	367	600	61.17
8.	Gary Opper	ID	7-8	382	347	600	57.83
9.	Austin Bailey	IL	7-8	388	329	600	54.83
10.	Don Davis	WA	6-9	389	342	600	57.00
11.	Gary Roberts	OH	5-10	409	346	600	57.67
12.	Mark Smith	MN	5-10	337	313	600	52.17
13.	Jim Renfro	MO	3-12	283	279	600	46.50
14.	Bobby White	PA	3-12	284	255	600	42.50
15.	Rick Howe	MA	0-15	0	0	0	0.00

Mens A2							
	State	Win-Loss	Points	Ringers	Shoes	R%	
1.	Marcus Santillana	CA	14.5-0.5	517	378	600	63.00
2.	Randy Hankins	KY	10.5-4.5	443	328	600	54.67
3.	Rick Bermingham	CA	10-5	478	364	600	60.67
4.	Ken Heinritz	WI	10-5	453	359	600	59.83
5.	Ken Jones	NM	8.5-6.5	428	349	600	58.17
6.	Bret Vogel	KS	8-7	363	317	600	52.83
7.	Mark Seibold	IN	8-7	405	312	600	52.00
8.	Jacob Fimbres	AZ	7.5-7.5	402	350	600	58.33
9.	Virgle J. McCown	MO	7.5-7.5	353	313	600	52.17
10.	Gary Kollmann	ID	7.5-7.5	375	299	600	49.83
11.	Mark Mauthe	WI	7-8	394	330	600	55.00
12.	Frank Arroyo	CA	5.5-9.5	368	307	600	51.17
13.	Alan Larson	MN	5.5-9.5	340	306	600	51.00
14.	Cal Sorensen	UT	5-10	368	295	600	49.17
15.	Roger Carter	WV	4-11	344	276	600	46.00
16.	Dustin Dahl	MN	1-14	239	200	600	33.33


Mens B1		State	Win-Loss Points		Ringers	Shoes	R%
1.	Gary Bearpaw	OK	13-2	572	359	600	59.83
2.	Bob Swain	NM	11-4	520	321	600	53.50
3.	Billy Vann	OK	10-5	508	318	600	53.00
4.	Tim Spexarth	KS	10-5	528	303	600	50.50
5.	Kingston Lindsey	HI	9-6	418	279	600	46.50
6.	Roy Brockman	AR	8-7	430	282	600	47.00
7.	Paul Hopkins	CA	8-7	460	281	600	46.83
8.	Denver Jennings	MO	8-7	397	212	600	35.33
9.	David Mallory	OK	7.5-7.5	428	276	600	46.00
10.	Al Ross	OK	7.5-7.5	413	276	600	46.00
11.	Brooks Symank	TX	7-8	370	243	600	40.50
12.	Glenn King	OK	6-9	414	239	600	39.83
13.	Ricky Bell	KY	6-9	297	232	600	38.67
14.	Jim Price	ID	5-10	338	232	600	38.67
15.	Tony White	PA	4-11	226	152	600	25.33
16.	Paul Quam	WA	0-15	0	0	0	0.00




Mens B2		State	Win-Loss Points		Ringers	Shoes	R%
1.	Dave Lane	CA	14-3	554	318	680	46.76
2.	Mason Walker	UT	12-4	495	303	640	47.34
3.	Ron Highley	MO	12-4	488	288	640	45.00
4.	Brian Fisher	OH	10.5-4.5	474	282	600	47.00
5.	Ed Posey	TX	10.5-4.5	488	271	600	45.17
6.	Jerry LaBrosse	MN	9.5-5.5	439	268	600	44.67
7.	Stuart Sipma	ND	9-6	415	257	600	42.83
8.	Jerry Werk	MN	8-7	414	243	600	40.50
9.	Teddy Vernon	NC	8-7	417	242	600	40.33
10.	Joie Welker	MO	7-8	407	248	600	41.33
11.	Donald Henry	CA	6-9	406	247	600	41.17
12.	Brad Zumbuhl	WA	4.5-10.5	349	185	600	30.83
13.	Bobby C Evans Sr	VA	4-11	306	188	600	31.33
14.	Merideth Judd	IN	3-12	318	196	600	32.67
15.	Archie Sexton	IN	2-13	298	205	600	34.17
16.	Jim Kramp	IL	2-13	298	195	600	32.50



Mens C1		State	Win-Loss Points		Ringers	Shoes	R%
1.	Tim James	WY	10-3	433	227	520	43.65
2.	Joshua Olson	MN	9-4	407	232	520	44.62
3.	Jay Stahl	CA	9-4	369	209	520	40.19
4.	Melvin Jeardoe	KS	9-4	385	204	520	39.23
5.	Kevin Botts	AZ	8-5	360	187	520	35.96
6.	Dennis Harville	CA	7.5-5.5	327	185	520	35.58
7.	Sean Brisson	MI	6.5-6.5	374	206	520	39.62
8.	Larry Chaney	CO	6.5-6.5	352	199	520	38.27
9.	Gary Wood	UT	6-7	300	184	520	35.38
10.	Jerel Flora	OK	5-8	283	183	520	35.19
11.	Chuck Arnold	OK	4.5-8.5	312	201	520	38.65
12.	Russ Watkins	OR	4-9	278	166	520	31.92
13.	John Adams	OR	3-10	281	169	520	32.50
14.	Jim Vigil	CO	3-10	330	163	520	31.35




Mens C2		State	Win-Loss Points		Ringers	Shoes	R%
1.	Steven Kampmeier	IL	13-2	475	262	600	43.67
2.	Evan Pickett	ID	12.5-2.5	439	238	600	39.67
3.	Bryan Wilson	CO	10-5	447	237	600	39.50
4.	Lee Watkins	IL	10-5	445	230	600	38.33
5.	Ray Hawkins	OR	10-5	448	227	600	37.83
6.	Harry DeMott	NJ	8.5-6.5	476	222	600	37.00
7.	Dale Koistinen	CA	8-7	414	229	600	38.17
8.	Elvis D Blunt Sr	VA	8-7	356	203	600	33.83
9.	Nick Noone	CA	8-7	370	196	600	32.67
10.	Brent Wood	ID	7.5-7.5	406	210	600	35.00
11.	Michael Hanson	CA	7-8	380	195	600	32.50
12.	Martin Santillana	CA	7-8	355	195	600	32.50
13.	Mike Davault	MO	6-9	321	174	600	29.00
14.	Paul Kennedy	TX	2.5-12.5	300	174	600	29.00
15.	Bob Murray	OR	2-13	234	121	600	20.17
16.	James Sizemore	TN	0-15	17	14	40	35.00




MEN'S DIVISION


MEN'S DIVISION




Mens D1		State	Win-Loss	Points	Ringers	Shoes	R%
1.	Monty McLaughlin	WA	13-2	501	229	600	38.17
2.	Rick Archuleta	NM	12-3	502	240	600	40.00
3.	Joe Mueller	MN	10.5-4.5	445	224	600	37.33
4.	Paul Highlander	NC	10-5	429	203	600	33.83
5.	Mike Hammer	CA	9-6	460	219	600	36.50
6.	Danny Kyle	CA	9-6	408	206	600	34.33
7.	Gene Drozd	NE	9-6	415	204	600	34.00
8.	Bob Meyer	OH	8.5-6.5	410	216	600	36.00
9.	Rick Eddy	CA	7-8	427	207	600	34.50
10.	Robert Jackson	KS	7-8	398	177	600	29.50
11.	David Earl	CA	6.5-8.5	347	171	600	28.50
12.	Julian Romero	CO	6-9	376	167	600	27.83
13.	David Volz	WI	4.5-10.5	281	127	600	21.17
14.	Clayton Afinowicz	TX	3-12	321	144	600	24.00
15.	Robert Ray	CA	3-12	283	119	600	19.83
16.	Kurt Whaley	SD	2-13	213	99	600	16.50



Mens D2		State	Win-Loss	Points	Ringers	Shoes	R%
1.	Doug Strong	AZ	13-2	497	200	600	33.33
2.	Raymond Callahan	NC	12-3	472	214	600	35.67
3.	Robert Chubinsky	CA	12-3	445	196	600	32.67
4.	Mike Wood	IL	10-5	469	206	600	34.33
5.	Jon Turnbull	WA	9-6	386	182	600	30.33
6.	Merle Alswager	NE	8-7	364	198	600	33.00
7.	James Miller	TX	8-7	427	181	600	30.17
8.	John Wemhoff	NE	7-8	395	175	600	29.17
9.	Ted Wolfnecklace	ND	7-8	384	167	600	27.83
10.	William Drinnon	TN	7-8	382	147	600	24.50
11.	Ralph Marthaler	WI	6.5-8.5	330	153	600	25.50
12.	Scott Lewis	UT	6-9	323	163	600	27.17
13.	Doug Dossey	CA	5.5-9.5	347	147	600	24.50
14.	Gary Lister	NB	4-11	277	147	600	24.50
15.	Richard Pintor Jr.	CO	4-11	318	137	600	22.83
16.	Tom Watts	CA	1-14	172	58	400	14.50



Mens E1		State	Win-Loss	Points	Ringers	Shoes	R%
1.	Isaac Chavalia	MI	13-2	469	188	600	31.33
2.	Jason Maes	WY	11-4	410	209	600	34.83
3.	Pat Wemhoff	NE	10.5-4.5	400	188	600	31.33
4.	Roy Eakins	TX	10-5	393	189	600	31.50
5.	Charles Savoy	LA	9-6	424	203	600	33.83
6.	Ervin South	TN	8.5-6.5	418	230	600	38.33
7.	Rick Weller	WI	8-7	376	186	600	31.00
8.	Marvin Dirks	IA	8-7	421	178	600	29.67
9.	Levi Pierce	NJ	7-8	371	178	600	29.67
10.	Larry Pohlman	IL	6-9	370	193	600	32.17
11.	Mike Deer	OK	6-9	408	193	600	32.17
12.	Denis Andelin	UT	6-9	374	173	600	28.83
13.	Jerry Smith	ID	6-9	329	165	600	27.50
14.	Steve Ellis	UT	5-10	370	179	600	29.83
15.	Tom Pritchett	TX	3-12	342	170	600	28.33
16.	Lloyd Nichols	AR	3-12	275	163	600	27.17




Mens E2		State	Win-Loss	Points	Ringers	Shoes	R%
1.	Ray Shults	NE	12-4	463	195	640	30.47
2.	Tom Holland	MN	11-5	451	175	640	27.34
3.	Ronnie Miller	GA	10-5	458	187	600	31.17
4.	Bill Martino	WA	10-5	465	180	600	30.00
5.	Timothy Saunders	CA	10-5	416	173	600	28.83
6.	Bill Hurley	IN	10-5	362	131	600	21.83
7.	Dennis Tutewiler	WA	8.5-6.5	372	160	600	26.67
8.	Steve Carrillo Jr	CA	8-7	379	187	600	31.17
9.	Mike Lund	ND	7-8	342	153	600	25.50
10.	Ken Morrell	CO	7-8	307	137	600	22.83
11.	Alex Lyszczasz	NJ	6-9	325	150	600	25.00
12.	Bob Brennan	OR	6-9	312	146	600	24.33
13.	Alex Carson	AZ	6-9	348	128	600	21.33
14.	Glen Wessel	ID	5.5-9.5	322	134	600	22.33
15.	Jim Haley	GA	4-11	275	125	600	20.83
16.	Robert Dennis	NE	0-15	0	0	0	0.00


Mens F1		State	Win-Loss	Points	Ringers	Shoes	R%
1.	John McCarthy III	WA	11.5-3.5	485	194	600	32.33
2.	Keith Tabor Sr	NM	11-4	504	226	600	37.67
3.	Vic Magnus	WA	11-4	485	185	600	30.83
4.	Steve Frost	ME	11-4	469	180	600	30.00
5.	Arne Whitetail	ND	11-4	467	180	600	30.00
6.	Waldo Burnham	UT	10-5	473	201	600	33.50
7.	Dale Stromberg	CO	9-6	415	138	600	23.00
8.	Manuel Garcia	CA	7.5-7.5	357	184	600	30.67
9.	Alan Desjardins	CO	7-8	361	166	600	27.67
10.	Daniel Gallegos	CO	7-8	381	166	600	27.67
11.	Matt Smith	CA	7-8	361	136	600	22.67
12.	Larry Pacheco	CA	6-9	315	122	520	23.46
13.	Ron Hohimer	IL	4.5-10.5	246	89	600	14.83
14.	Jerry Timms	CA	3-12	283	106	600	17.67
15.	Scott Hardy	NV	2.5-12.5	269	125	600	20.83
16.	Mark Mosher	NB	1-14	215	104	600	17.33




Mens F2		State	Win-Loss	Points	Ringers	Shoes	R%
1.	Steve Wallin	WI	13-2	528	201	600	33.50
2.	Inge Byrkjeland	NO	12-3	526	192	600	32.00
3.	Seth Limbach	NE	9-6	427	168	600	28.00
4.	Allen Baptist	CO	9-6	418	164	600	27.33
5.	Les Smullen	CA	9-6	417	163	600	27.17
6.	Frank Maes	WY	9-6	358	159	600	26.50
7.	Steve Ochoa	AZ	9-6	380	150	600	25.00
8.	Ron Mead	MN	9-6	358	140	600	23.33
9.	Dave Morales	CO	8-7	425	176	600	29.33
10.	Craig Smith	WY	8-7	358	143	600	23.83
11.	James Taylor	CA	5.5-9.5	356	138	600	23.00
12.	A.B. Webb	KY	5-10	270	118	600	19.67
13.	Ken Gilbert	OR	4.5-10.5	337	142	600	23.67
14.	David Burrows	AB	4-11	261	79	600	13.17
15.	Steve Gibson	UT	3-12	301	145	600	24.17
16.	Bill Terry	CA	3-12	299	112	600	18.67



Mens G1		State	Win-Loss	Points	Ringers	Shoes	R%
1.	Larry Brabec	MN	13-2	538	208	600	34.67
2.	Ralph Parra	AZ	12-3	512	201	600	33.50
3.	Sid Dubs	NE	12-3	439	175	600	29.17
4.	Bill Marvin	IL	11-4	437	180	600	30.00
5.	Mike Taylor	NE	10-5	453	181	600	30.17
6.	Larry Pertuit	LA	10-5	361	145	600	24.17
7.	Danny Hendricks	ID	8-7	372	154	600	25.67
8.	Ron Kindrick	AL	8-7	403	141	600	23.50
9.	Lane Durrans	WY	7-8	388	164	600	27.33
10.	Mike Oberlander	CA	6-9	383	160	600	26.67
11.	Dennis Simler	IL	6-9	319	122	600	20.33
12.	Roger Thyfault	AZ	6-9	282	102	600	17.00
13.	Warren Glahn	ID	4.5-10.5	323	137	600	22.83
14.	Curtis Crane	ID	3-12	279	111	600	18.50
15.	Francois Boshoff	NB	2-13	216	56	600	9.33
16.	Mike Norton	NV	1.5-13.5	223	94	600	15.67




Mens G2		State	Win-Loss	Points	Ringers	Shoes	R%
1.	Michael L. Gillespie	MO	13-2	457	166	600	27.67
2.	Wayne Saulsbury	DE	12-3	422	149	600	24.83
3.	Dennis Ohms	UT	11-4	437	165	600	27.50
4.	Tom Shuman	WY	9-6	367	154	600	25.67
5.	John Ruggiero	CA	9-6	414	147	600	24.50
6.	Greg Harris	UT	9-6	366	138	600	23.00
7.	Jerry Hinman	CA	8-7	358	130	600	21.67
8.	Tom Crowther	UT	8-7	345	125	600	20.83
9.	Jim Navarre	CA	7-8	373	139	600	23.17
10.	Dave Smullen	CA	7-8	311	114	600	19.00
11.	Larry McGee	NV	6-9	330	125	600	20.83
12.	Rick Sprague	ID	6-9	330	108	600	18.00
13.	Robin Constance	MN	4.5-10.5	277	108	600	18.00
14.	Wes Thomas	ID	4-11	257	97	600	16.17
15.	Kenneth H Dombroski	NY	3.5-11.5	299	92	600	15.33
16.	Tim Jensen	UT	3-12	277	107	600	17.83




MEN'S DIVISION


MEN'S DIVISION




Mens H1		State	Win-Loss	Points	Ringers	Shoes	R%
1.	Jorge Romero	CA	15-0	568	198	600	33.00
2.	Jay Stumpf	WA	10-5	428	163	600	27.17
3.	Seth Ohms	UT	9.5-5.5	367	153	600	25.50
4.	Neal Schulte	NV	9-6	410	171	600	28.50
5.	Jim Stromberg	NE	9-6	389	164	600	27.33
6.	Durrell Lewis	ID	9-6	367	146	600	24.33
7.	Keith Johnson	MO	8-7	358	134	600	22.33
8.	Frank Mercadante	NV	8-7	360	127	600	21.17
9.	Randy Taylor	CA	8-7	326	117	600	19.50
10.	Paul Mommens	NE	8-7	340	111	600	18.50
11.	Doug DeFoe	GA	6-9	288	102	600	17.00
12.	Tex Ronning	CA	6-9	293	95	600	15.83
13.	Joe Summers	CA	4.5-10.5	304	125	600	20.83
14.	James Perry	NY	4-11	294	116	600	19.33
15.	Tom Dunham	SD	4-11	268	105	600	17.50
16.	Ben MacMullan	BC	2-13	226	74	600	12.33



Mens H2		State	Win-Loss	Points	Ringers	Shoes	R%
1.	John Rundell	WY	13-2	472	188	600	31.33
2.	Jeff McDonald	CO	12-3	438	176	600	29.33
3.	Norman Severit Jr	IL	10.5-4.5	379	132	600	22.00
4.	Richard Robbins	CA	10-5	390	163	600	27.17
5.	Francois Van Zyl	ZA	10-5	400	149	600	24.83
6.	Earl Romine	KS	9.5-5.5	361	129	600	21.50
7.	Philip Timberman	CO	8.5-6.5	348	131	600	21.83
8.	Steve Fuhrmann	TX	8-7	347	129	600	21.50
9.	Jeff Lawrence	MN	8-7	304	114	600	19.00
10.	Terry Bunner	WV	7-8	297	91	600	15.17
11.	Michael Nicosia	NV	6.5-8.5	321	96	600	16.00
12.	Richard Stevens	BC	5-10	270	102	600	17.00
13.	David Spears	ID	5-10	247	70	600	11.67
14.	Jim Robinson	ID	4-11	275	99	600	16.50
15.	Rick Della Santina	CA	3-12	222	78	600	13.00




Mens I1		State	Win-Loss	Points	Ringers	Shoes	R%
1.	Frank Blazek	NV	14-1	423	152	600	25.33
2.	Arlen Lee	SD	12-3	391	151	600	25.17
3.	Robert Davis	ID	12-3	438	149	600	24.83
4.	Jerry Zastrow	MN	9.5-5.5	405	126	600	21.00
5.	Gabriel Alvini	DE	9-6	319	133	600	22.17
6.	Robert Bastel	MO	8.5-6.5	335	105	600	17.50
7.	Steve Courson	KS	8-7	358	92	600	15.33
8.	Robert Smullen	TN	7.5-7.5	341	86	600	14.33
9.	Kyle Gilbert	OR	7-8	356	117	600	19.50
10.	Phillip Thomas	CA	7-8	324	111	600	18.50
11.	Danny Thompson	CA	7-8	332	93	600	15.50
12.	Royce Reid	TX	4.5-10.5	281	103	600	17.17
13.	Jim Mortinger	KS	4.5-10.5	293	102	600	17.00
14.	Scott Raimer	MO	4-11	291	95	600	15.83
15.	Victor Vaiz	CA	3.5-11.5	257	93	600	15.50
16.	Steve Bruemmer	MO	2-13	228	69	600	11.50




Mens I2		State	Win-Loss	Points	Ringers	Shoes	R%
1.	Fred Tragesser	IN	14.5-0.5	463	168	600	28.00
2.	Craig David	WI	12.5-2.5	424	152	600	25.33
3.	Lou Cataldi	NJ	11-4	367	109	600	18.17
4.	Brett Davis	UT	10-5	374	148	600	24.67
5.	Larry Munhofen	NE	9-6	366	133	600	22.17
6.	Sam Ramos	CO	9-6	336	108	600	18.00
7.	Jimmy Fuchs	UT	8.5-6.5	367	130	600	21.67
8.	Larry Huber	MT	8-7	335	115	600	19.17
9.	Mike Christy	NJ	6.5-8.5	286	96	600	16.00
10.	Stephen Mayer	NY	6-9	284	89	600	14.83
11.	Ken Jose	NV	6-9	275	66	600	11.00
12.	Bob Lister	NB	5-10	284	100	600	16.67
13.	Louis Gaudet	LA	5-10	289	97	600	16.17
14.	Stacy Lovell	TN	5-10	275	66	600	11.00
15.	Mike Holley	AB	4-11	242	80	600	13.33


Mens J1		State	Win-Loss	Points	Ringers	Shoes	R%
1.	Shawn Huntington	ID	14-1	474	181	600	30.17
2.	Larry Spangler	ID	11-4	399	115	600	19.17
3.	Alan Ringo	OR	10-5	404	120	600	20.00
4.	Greg Smith	LA	10-5	312	92	600	15.33
5.	Robert W Trank	NY	10-5	353	78	600	13.00
6.	Larry Diede	CO	8.5-6.5	325	96	600	16.00
7.	Kevin Lewis	UT	8-7	387	139	600	23.17
8.	Scott Richard	WY	8-7	351	121	600	20.17
9.	Mark Silverthorn	CO	8-7	377	120	600	20.00
10.	Doug Bartlett	CO	7.5-7.5	338	125	600	20.83
11.	Dick Seyler	DE	6-9	328	91	600	15.17
12.	Kevin D. Chambers	MO	5-10	282	91	600	15.17
13.	Bino Maestas	WY	5-10	249	62	600	10.33
14.	Walt Vandehey	OR	4-11	260	96	600	16.00
15.	Rich Carvell	IL	4-11	254	87	600	14.50
16.	Stewart Brown	ID	1-14	162	56	600	9.33




Mens J2		State	Win-Loss	Points	Ringers	Shoes	R%
1.	Larry Huffman	UT	12-3	471	155	600	25.83
2.	Dave Nelson	CA	11.5-3.5	359	121	600	20.17
3.	Mikel Jake	UT	11-4	369	100	600	16.67
4.	Grady Coleman	TN	10.5-4.5	336	101	600	16.83
5.	Armando Lujan	CA	10-5	380	125	600	20.83
6.	Jim Quist	WA	9-6	325	84	600	14.00
7.	Pat Leary	MT	8-7	277	79	600	13.17
8.	Ken Denger	IN	8-7	283	74	600	12.33
9.	Jason Rideout	NB	8-7	275	67	600	11.17
10.	Rod Benard	UT	7-8	261	65	600	10.83
11.	Gene Wertman	WA	7-8	287	52	600	8.67
12.	Steve Oglesby	CA	7-8	245	39	600	6.50
13.	Sam Stuckey	CA	4-11	251	62	600	10.33
14.	Ernie Ellermann Jr.	MO	4-11	216	59	600	9.83
15.	Ralph Davis	IA	3-12	194	63	600	10.50
16.	Ronald Kohn	MI	0-15	4	0	40	0.00



Mens K1		State	Win-Loss	Points	Ringers	Shoes	R%
1.	Ray Mallo	WI	12.5-2.5	394	100	600	16.67
2.	Devon Kurtz	OR	12-3	346	98	600	16.33
3.	Joe Gerster	CO	10.5-4.5	361	106	600	17.67
4.	Isaac Nygaard	UT	10-5	340	110	600	18.33
5.	Mark Stevens	AL	9-6	309	61	600	10.17
6.	Dan Rollins	ID	9-6	310	60	600	10.00
7.	Peter Skiehar	AB	8.5-6.5	302	64	600	10.67
8.	BJ Benjamine	AZ	8-7	284	66	600	11.00
9.	Kenny Martinez	CO	7.5-7.5	261	59	600	9.83
10.	Steve Lewis	ID	7-8	286	85	600	14.17
11.	Mike Anderson	CA	6.5-8.5	264	64	600	10.67
12.	Daniel Schardin	MN	6-9	271	68	600	11.33
13.	Mike Robinson	CA	6-9	223	60	600	10.00
14.	Bruce Barclay	UT	2.5-12.5	198	63	600	10.50
15.	Jeff Zausch	ID	2.5-12.5	218	47	600	7.83
16.	Windell Stephens	CA	2.5-12.5	220	32	600	5.33




Mens K2		State	Win-Loss	Points	Ringers	Shoes	R%
1.	Blaine Scott	UT	12-1	333	80	520	15.38
2.	Charles Heinrich	CO	9-4	309	84	520	16.15
3.	Scott Wine	OR	9-4	307	65	520	12.50
4.	Jim Dees	IL	8.5-4.5	259	59	520	11.35
5.	Randy Ganther	WI	8-5	283	80	520	15.38
6.	Brian Poole	ID	7.5-5.5	308	91	520	17.50
7.	Jesse Charles	WY	7-6	235	49	520	9.42
8.	Reed Beaman	CA	7-6	250	40	520	7.69
9.	Don Edwards	WY	6-7	211	60	520	11.54
10.	Steve Lenon	ID	6-7	210	49	520	9.42
11.	Emmett Jones	AZ	6-7	191	29	520	5.58
12.	Mark Nord	WI	4-9	173	32	520	6.15
13.	Jerry Lewis	KS	1-12	50	11	520	2.12




MEN'S DIVISION

MEN'S DIVISION



Mens L1		State	Win-Loss	Points	Ringers	Shoes	R%
1.	Johney Vanderburg	OK	13-0	341	77	520	14.81
2.	David Greer	TX	10-3	319	57	520	10.96
3.	Tim Busch	ID	9-4	279	65	520	12.50
4.	Larry Flick	UT	9-4	275	57	520	10.96
5.	Kevin Whitehead	UT	9-4	268	48	520	9.23
6.	Richard Stacey	CA	8-5	261	39	520	7.50
7.	Theuns Le Roux	YK	5.5-7.5	245	42	520	8.08
8.	Jurie Liebenberg	NA	5.5-7.5	205	26	520	5.00
9.	Daren Chambers	MN	5-8	220	55	520	10.58
10.	Allen Baumgartle	CO	5-8	194	38	520	7.31
11.	Charles Beeson	NE	4-9	190	46	520	8.85
12.	Ron Smith	LA	4-9	168	42	520	8.08
13.	Chris Macdonald	BC	3-10	128	19	520	3.65
14.	Robin Matti	WY	1-12	126	20	520	3.85



Mens L2		State	Win-Loss	Points	Ringers	Shoes	R%
1.	Tom Raymond	UT	11-2	289	34	520	6.54
2.	Charles Fortuin	NA	10.5-2.5	293	64	520	12.31
3.	Wayne Houston	CA	10-3	286	49	520	9.42
4.	Christie Horn	NA	9-4	236	36	520	6.92
5.	Bob Landis	UT	8-5	230	28	520	5.38
6.	Jay Ganther	WI	7-6	185	29	520	5.58
7.	Eddie Gutierrez	UT	6.5-6.5	196	31	520	5.96
8.	Kevin Thomas	NY	6-7	145	24	520	4.62
9.	Garry Jackson	OK	5.5-7.5	166	17	520	3.27
10.	Lawdell Williams	CA	5-8	180	27	520	5.19
11.	Scott Campbell	CA	4.5-8.5	149	26	520	5.00
12.	Larry Hayes	NE	3.5-9.5	168	40	520	7.69
13.	Roger R Chase	NY	3.5-9.5	144	21	520	4.04
14.	Ray Kern	WA	1-12	127	16	520	3.08

WOMEN'S CHAMPIONSHIP CLASS

2013 WORLD TOURNAMENT



Pos	Name	Qualifying Ave	State	Win-Loss	Points	Ringers	Shoes	R%
1.	Cindy Hoffman	68.50	PA	14-1	596	571	820	69.63
2.	Joan Elmore	72.83	TN	13-2	599	603	790	76.33
3.	Debra Brown	74.84	VT	12-3	601	628	802	78.30
4.	Sue Snyder	70.83	IN	11-4	549	525	762	68.90
5.	Jane Cordingley	58.83	AB	9-6	534	522	794	65.74
6.	Jen Speakman	60.00	CO	9-6	513	493	770	64.03
7.	Sharon Chiddister	65.00	IN	9-6	493	505	790	63.92
8.	Amy Francis	58.84	OH	8-7	474	499	792	63.01
9.	Doris Hieden	61.50	TX	6-9	459	506	816	62.01
10.	Sara Otto	60.19	MN	6-9	407	438	762	57.48
11.	Debra Odum	64.00	TX	5-10	436	509	812	62.68
12.	Marlene Ray	60.17	TN	5-10	440	483	796	60.68
13.	Terry Beagle	61.17	MI	4-11	441	476	784	60.71
14.	Julia K Charlton	66.17	IN	4-11	403	417	756	55.16
15.	Kimmy Stockli	58.27	CA	3-12	441	488	830	58.80
16.	Sandra Johnson	60.96	CA	2-13	333	381	704	54.12

1. Cindy Hoffman 14-1					
	Opponent	Score	Ringers	Shoes	%
1.	Jen Speakman	40/20	44	56	78.50
2.	Kimmy Stockli	45/18	37	52	71.10
3.	Jane Cordingley	42/19	29	40	72.50
4.	Amy Francis	41/16	35	48	72.90
5.	Terry Beagle	40/23	35	54	64.80
6.	Marlene Ray	42/25	30	44	68.10
7.	Sara Otto	40/24	34	50	68.00
8.	Sandra Johnson	45/21	25	34	73.50
9.	Julia K Charlton	44/39	36	60	60.00
10.	Debra Odum	42/24	49	68	72.00
11.	Doris Hieden	12/40	23	44	52.20
12.	Sharon Chiddister	41/9	26	36	72.20
13.	Debra Brown	40/39	63	78	80.70
14.	Joan Elmore	40/37	59	84	70.20
15.	Sue Snyder	42/36	46	72	63.80
		596	571	820	69.63

2. Joan Elmore 13-2					
	Opponent	Score	Ringers	Shoes	%
1.	Jane Cordingley	29/40	43	64	67.10
2.	Amy Francis	40/6	25	30	83.30
3.	Jen Speakman	40/22	33	46	71.70
4.	Kimmy Stockli	42/11	35	46	76.00
5.	Sara Otto	42/0	26	26	100.00
6.	Sandra Johnson	41/24	38	60	63.30
7.	Terry Beagle	40/10	35	42	83.30
8.	Marlene Ray	42/11	38	44	86.30
9.	Debra Odum	41/30	31	48	64.50
10.	Julia K Charlton	42/7	23	28	82.10
11.	Sharon Chiddister	42/24	59	74	79.70
12.	Doris Hieden	41/20	43	56	76.70
13.	Sue Snyder	40/15	36	44	81.80
14.	Cindy Hoffman	37/40	59	84	70.20
15.	Debra Brown	40/37	79	98	80.60
		599	603	790	76.33

3. Debra Brown 12-3					
	Opponent	Score	Ringers	Shoes	%
1.	Kimmy Stockli	41/33	36	52	69.20
2.	Jane Cordingley	40/28	49	66	74.20
3.	Amy Francis	40/23	52	68	76.40
4.	Jen Speakman	28/41	36	54	66.60
5.	Marlene Ray	40/12	38	46	82.60
6.	Sara Otto	41/9	23	30	76.60
7.	Sandra Johnson	45/4	29	36	80.50
8.	Terry Beagle	42/25	48	58	82.70
9.	Doris Hieden	43/27	42	52	80.70
10.	Sharon Chiddister	40/3	34	36	94.40
11.	Debra Odum	40/16	37	46	80.40
12.	Julia K Charlton	40/2	28	36	77.70
13.	Cindy Hoffman	39/40	63	78	80.70
14.	Sue Snyder	45/12	34	46	73.90
15.	Joan Elmore	37/40	79	98	80.60
		601	628	802	78.30

4. Sue Snyder 11-4					
	Opponent	Score	Ringers	Shoes	%
1.	Amy Francis	42/25	33	44	75.00
2.	Jen Speakman	31/43	58	84	69.00
3.	Kimmy Stockli	40/30	38	54	70.30
4.	Jane Cordingley	44/29	48	64	75.00
5.	Sandra Johnson	41/24	41	58	70.60
6.	Terry Beagle	40/25	31	52	59.60
7.	Marlene Ray	42/25	32	42	76.10
8.	Sara Otto	40/11	29	42	69.00
9.	Sharon Chiddister	45/26	31	46	67.30
10.	Doris Hieden	41/5	24	30	80.00
11.	Julia K Charlton	40/12	39	48	81.20
12.	Debra Odum	40/13	26	36	72.20
13.	Joan Elmore	15/40	28	44	63.60
14.	Debra Brown	12/45	23	46	50.00
15.	Cindy Hoffman	36/42	44	72	61.10
		549	525	762	68.90

5. Jane Cordingley 9-6					
	Opponent	Score	Ringers	Shoes	%
1.	Joan Elmore	40/29	48	64	75.00
2.	Debra Brown	28/40	44	66	66.60
3.	Cindy Hoffman	19/42	22	40	55.00
4.	Sue Snyder	29/44	43	64	67.10
5.	Sharon Chiddister	38/45	39	64	60.90
6.	Julia K Charlton	42/8	23	34	67.60
7.	Doris Hieden	42/8	40	48	83.30
8.	Debra Odum	41/20	29	44	65.90
9.	Sandra Johnson	40/17	39	58	67.20
10.	Marlene Ray	40/38	40	74	54.00
11.	Terry Beagle	41/4	24	28	85.70
12.	Sara Otto	44/17	39	50	78.00
13.	Amy Francis	22/41	25	46	54.30
14.	Jen Speakman	27/41	28	50	56.00
15.	Kimmy Stockli	41/37	39	64	60.90
		534	522	794	65.74

6. Jen Speakman 9-6					
	Opponent	Score	Ringers	Shoes	%
1.	Cindy Hoffman	20/40	38	56	67.80
2.	Sue Snyder	43/31	59	84	70.20
3.	Joan Elmore	22/40	28	46	60.80
4.	Debra Brown	41/28	40	54	74.00
5.	Doris Hieden	23/40	29	54	53.70
6.	Debra Odum	40/17	33	48	68.70
7.	Sharon Chiddister	16/40	19	38	50.00
8.	Julia K Charlton	42/28	30	48	62.50
9.	Marlene Ray	41/31	42	64	65.60
10.	Sandra Johnson	41/19	23	40	57.50
11.	Sara Otto	35/40	34	64	53.10
12.	Terry Beagle	40/28	30	42	71.40
13.	Kimmy Stockli	40/10	25	34	73.50
14.	Jane Cordingley	41/27	33	50	66.00
15.	Amy Francis	28/40	30	48	62.50
		513	493	770	64.03

7. Sharon Chiddister 9-6					
	Opponent	Score	Ringers	Shoes	%
1.	Sara Otto	43/33	49	78	62.80
2.	Sandra Johnson	41/17	29	42	69.00
3.	Terry Beagle	34/41	38	60	63.30
4.	Marlene Ray	41/18	27	38	71.00
5.	Jane Cordingley	45/38	40	64	62.50
6.	Amy Francis	25/42	27	50	54.00
7.	Jen Speakman	40/16	28	38	73.60
8.	Kimmy Stockli	42/28	26	42	61.90
9.	Sue Snyder	26/45	25	46	54.30
10.	Debra Brown	3/40	22	36	61.10
11.	Joan Elmore	24/42	54	74	72.90
12.	Cindy Hoffman	9/41	17	36	47.20
13.	Debra Odum	40/13	42	54	77.70
14.	Doris Hieden	40/33	42	66	63.60
15.	Julia K Charlton	40/38	39	66	59.00
		493	505	790	63.92

8. Amy Francis 8-7					
	Opponent	Score	Ringers	Shoes	%
1.	Sue Snyder	25/42	27	44	61.30
2.	Joan Elmore	6/40	14	30	46.60
3.	Debra Brown	23/40	45	68	66.10
4.	Cindy Hoffman	16/41	27	48	56.20
5.	Debra Odum	41/35	43	62	69.30
6.	Sharon Chiddister	42/25	32	50	64.00
7.	Julia K Charlton	42/30	38	60	63.30
8.	Doris Hieden	19/40	31	52	59.60
9.	Sara Otto	30/45	40	68	58.80
10.	Terry Beagle	40/29	40	62	64.50
11.	Sandra Johnson	40/23	23	40	57.50
12.	Marlene Ray	29/40	37	58	63.70
13.	Jane Cordingley	41/22	32	46	69.50
14.	Kimmy Stockli	40/20	37	56	66.00
15.	Jen Speakman	40/28	33	48	68.70
		474	499	792	63.01

9. Doris Hieden 6-9					
	Opponent	Score	Ringers	Shoes	%
1.	Terry Beagle	40/26	35	56	62.50
2.	Marlene Ray	26/40	32	56	57.10
3.	Sara Otto	29/42	23	48	47.90
4.	Sandra Johnson	43/34	37	64	57.80
5.	Jen Speakman	40/23	35	54	64.80
6.	Kimmy Stockli	36/41	44	68	64.70
7.	Jane Cordingley	8/42	29	48	60.40
8.	Amy Francis	40/19	36	52	69.20
9.	Debra Brown	27/43	37	52	71.10
10.	Sue Snyder	5/41	12	30	40.00
11.	Cindy Hoffman	40/12	31	44	70.40
12.	Joan Elmore	20/41	37	56	66.00
13.	Julia K Charlton	31/40	32	58	55.10
14.	Sharon Chiddister	33/40	41	66	62.10
15.	Debra Odum	41/31	45	64	70.30
		459	506	816	62.01

11. Debra Odum 5-10					
	Opponent	Score	Ringers	Shoes	%
1.	Sandra Johnson	40/21	42	56	75.00
2.	Terry Beagle	42/38	47	74	63.50
3.	Marlene Ray	27/43	29	56	51.70
4.	Sara Otto	43/9	24	36	66.60
5.	Amy Francis	35/41	42	62	67.70
6.	Jen Speakman	17/40	26	48	54.10
7.	Kimmy Stockli	40/38	43	66	65.10
8.	Jane Cordingley	20/41	22	44	50.00
9.	Joan Elmore	30/41	29	48	60.40
10.	Cindy Hoffman	24/42	44	68	64.70
11.	Debra Brown	16/40	29	46	63.00
12.	Sue Snyder	13/40	18	36	50.00
13.	Sharon Chiddister	13/40	33	54	61.10
14.	Julia K Charlton	45/22	39	54	72.20
15.	Doris Hieden	31/41	42	64	65.60
		436	509	812	62.68

13. Terry Beagle 4-11					
	Opponent	Score	Ringers	Shoes	%
1.	Doris Hieden	26/40	31	56	55.30
2.	Debra Odum	38/42	44	74	59.40
3.	Sharon Chiddister	41/34	41	60	68.30
4.	Julia K Charlton	40/23	28	48	58.30
5.	Cindy Hoffman	23/40	29	54	53.70
6.	Sue Snyder	25/40	26	52	50.00
7.	Joan Elmore	10/40	25	42	59.50
8.	Debra Brown	25/42	42	58	72.40
9.	Kimmy Stockli	35/41	32	52	61.50
10.	Amy Francis	29/40	37	62	59.60
11.	Jane Cordingley	4/41	12	28	42.80
12.	Jen Speakman	28/40	26	42	61.90
13.	Marlene Ray	40/27	34	54	62.90
14.	Sara Otto	34/41	37	60	61.60
15.	Sandra Johnson	43/13	32	42	76.10
		441	476	784	60.71

15. Kimmy Stockli 3-12					
	Opponent	Score	Ringers	Shoes	%
1.	Debra Brown	33/41	34	52	65.30
2.	Cindy Hoffman	18/45	28	52	53.80
3.	Sue Snyder	30/40	36	54	66.60
4.	Joan Elmore	11/42	25	46	54.30
5.	Julia K Charlton	38/40	33	62	53.20
6.	Doris Hieden	41/36	45	68	66.10
7.	Debra Odum	38/40	41	66	62.10
8.	Sharon Chiddister	28/42	22	42	52.30
9.	Terry Beagle	41/35	33	52	63.40
10.	Sara Otto	42/39	40	64	62.50
11.	Marlene Ray	36/42	42	66	63.60
12.	Sandra Johnson	18/40	25	52	48.00
13.	Jen Speakman	10/40	16	34	47.00
14.	Amy Francis	20/40	32	56	57.10
15.	Jane Cordingley	37/41	36	64	56.20
		441	488	830	58.80

10. Sara Otto 6-9					
	Opponent	Score	Ringers	Shoes	%
1.	Sharon Chiddister	33/43	48	78	61.50
2.	Julia K Charlton	41/32	35	56	62.50
3.	Doris Hieden	42/29	26	48	54.10
4.	Debra Odum	9/43	13	36	36.10
5.	Joan Elmore	0/42	12	26	46.10
6.	Debra Brown	9/41	13	30	43.30
7.	Cindy Hoffman	24/40	29	50	58.00
8.	Sue Snyder	11/40	20	42	47.60
9.	Amy Francis	45/30	46	68	67.60
10.	Kimmy Stockli	39/42	39	64	60.90
11.	Jen Speakman	40/35	37	64	57.80
12.	Jane Cordingley	17/44	30	50	60.00
13.	Sandra Johnson	41/15	20	34	58.80
14.	Terry Beagle	41/34	39	60	65.00
15.	Marlene Ray	15/43	31	56	55.30
		407	438	762	57.48

12. Marlene Ray 5-10					
	Opponent	Score	Ringers	Shoes	%
1.	Julia K Charlton	27/41	31	54	57.40
2.	Doris Hieden	40/26	37	56	66.00
3.	Debra Odum	43/27	35	56	62.50
4.	Sharon Chiddister	18/41	20	38	52.60
5.	Debra Brown	12/40	28	46	60.80
6.	Cindy Hoffman	25/42	25	44	56.80
7.	Sue Snyder	25/42	26	42	61.90
8.	Joan Elmore	11/42	27	44	61.30
9.	Jen Speakman	31/41	39	64	60.90
10.	Jane Cordingley	38/40	39	74	52.70
11.	Kimmy Stockli	42/36	43	66	65.10
12.	Amy Francis	40/29	39	58	67.20
13.	Terry Beagle	27/40	29	54	53.70
14.	Sandra Johnson	18/41	25	44	56.80
15.	Sara Otto	43/15	40	56	71.40
		440	483	796	60.68

14. Julia K Charlton 4-11					
	Opponent	Score	Ringers	Shoes	%
1.	Marlene Ray	41/27	35	54	64.80
2.	Sara Otto	32/41	30	56	53.50
3.	Sandra Johnson	41/20	28	44	63.60
4.	Terry Beagle	23/40	24	48	50.00
5.	Kimmy Stockli	40/38	33	62	53.20
6.	Jane Cordingley	8/42	12	34	35.20
7.	Amy Francis	30/42	33	60	55.00
8.	Jen Speakman	28/42	25	48	52.00
9.	Cindy Hoffman	39/44	34	60	56.60
10.	Joan Elmore	7/42	11	28	39.20
11.	Sue Snyder	12/40	29	48	60.40
12.	Debra Brown	2/40	16	36	44.40
13.	Doris Hieden	40/31	35	58	60.30
14.	Debra Odum	22/45	31	54	57.40
15.	Sharon Chiddister	38/40	41	66	62.10
		403	417	756	55.16

16. Sandra Johnson 2-13					
	Opponent	Score	Ringers	Shoes	%
1.	Debra Odum	21/40	35	56	62.50
2.	Sharon Chiddister	17/41	22	42	52.30
3.	Julia K Charlton	20/41	22	44	50.00
4.	Doris Hieden	34/43	35	64	54.60
5.	Sue Snyder	24/41	35	58	60.30
6.	Joan Elmore	24/41	31	60	51.60
7.	Debra Brown	4/45	16	36	44.40
8.	Cindy Hoffman	21/45	16	34	47.00
9.	Jane Cordingley	17/40	33	58	56.90
10.	Jen Speakman	19/41	17	40	42.50
11.	Amy Francis	23/40	18	40	45.00
12.	Kimmy Stockli	40/18	32	52	61.50
13.	Sara Otto	15/41	13	34	38.20
14.	Marlene Ray	41/18	33	44	75.00
15.	Terry Beagle	13/43	23	42	54.70
		333	381	704	54.12

Womens A		State	Win-Loss	Points	Ringers	Shoes	R%
1.	Debra Brown	VT	13-3	522	479	640	74.84
2.	Sheila Shepard	CO	12-4	481	464	640	72.50
3.	Joan Elmore	TN	11-4	449	437	600	72.83
4.	Sue Snyder	IN	11-4	432	425	600	70.83
5.	Julia K Charlton	IN	11-4	405	397	600	66.17
6.	Cindy Hoffman	PA	9-6	429	411	600	68.50
7.	Sharon Chiddister	IN	8-7	341	390	600	65.00
8.	Debra Odum	TX	7-8	345	384	600	64.00
9.	Doris Hieden	TX	7-8	329	369	600	61.50
10.	Amy Francis	OH	6-9	334	353	600	58.83
11.	Terry Beagle	MI	5-10	383	367	600	61.17
12.	Marlene Ray	TN	5-10	309	361	600	60.17
13.	Ellen Perry	NY	5-10	336	349	600	58.17
14.	Jane Cordingley	AB	4-11	327	353	600	58.83
15.	OraLee Jeardoe	KS	4-11	276	348	600	58.00
16.	Deborah Michaud	MA	3-12	276	331	600	55.17



Womens B		State	Win-Loss	Points	Ringers	Shoes	R%
1.	Aleena Cook	WI	10-3	432	295	520	56.73
2.	Sandra Johnson	CA	9-4	372	317	520	60.96
3.	Sara Otto	MN	9-4	432	313	520	60.19
4.	Jen Speakman	CO	9-4	404	312	520	60.00
5.	Peggy Stitt	MI	8.5-4.5	345	287	520	55.19
6.	Kimmy Stockli	CA	8-5	388	303	520	58.27
7.	Janet Larson	MN	7-6	342	273	520	52.50
8.	Trisha Hoshaw	AZ	5.5-7.5	309	245	520	47.12
9.	Donra McCown	MO	5.5-7.5	275	214	520	41.15
10.	Jenifer Bunker	UT	5-8	279	266	520	51.15
11.	Stacy Robinson	MI	4.5-8.5	346	264	520	50.77
12.	Jane Jordan	SC	4-9	273	245	520	47.12
13.	Audra Craven	MO	3.5-9.5	271	222	520	42.69
14.	Myrna Kissick	AB	2.5-10.5	252	211	520	40.58



Womens C		State	Win-Loss	Points	Ringers	Shoes	R%
1.	Leslie Whitetail	ND	12-2	480	292	560	52.14
2.	Joyce Desmond	WY	11-3	398	261	560	46.61
3.	Pat Pertuit	LA	9-4	436	254	520	48.85
4.	Helen Laumbach	NM	8.5-4.5	437	263	520	50.58
5.	Laura Johnson	MO	8-5	415	219	520	42.12
6.	Linda Roach	IL	7-6	331	225	520	43.27
7.	Sue Lichau	CA	7-6	376	221	520	42.50
8.	Barb Adams	CO	6.5-6.5	353	244	520	46.92
9.	Karen Wickham	ID	5-8	360	245	520	47.12
10.	Shelly Martinez	MA	5-8	342	194	520	37.31
11.	Tina Hawkins	OK	5-8	317	185	520	35.58
12.	Phyllis Archer	AR	3-10	240	146	520	28.08
13.	Beverly Anderson	CO	3-10	143	85	360	23.61
14.	Jan Knaub	CO	2-11	247	182	520	35.00



Womens D		State	Win-Loss	Points	Ringers	Shoes	R%
1.	Barbara Goff	OK	13-3	509	295	640	46.09
2.	Shari Sayler	ID	12-4	471	269	640	42.03
3.	Mary Fimbres	AZ	11.5-3.5	482	287	600	47.83
4.	Sue Helene	WI	10-5	445	249	600	41.50
5.	Sharon Patterson	CA	10-5	368	214	600	35.67
6.	Colleen Szabo	MN	9-6	441	256	600	42.67
7.	Bonnie Lewis	WA	9-6	378	207	600	34.50
8.	Natalie Altis	MO	8.5-6.5	473	238	600	39.67
9.	Diane Luiz	CA	8.5-6.5	359	215	600	35.83
10.	Lorraine Hubick	BC	8.5-6.5	331	154	600	25.67
11.	Lynn Platero	NM	8-7	435	255	600	42.50
12.	Suzanne Miller	GA	6-9	341	212	600	35.33
13.	Jackie Jones	CO	4-11	351	221	600	36.83
14.	Jo Ann Stanford	TN	0-15	98	73	200	36.50
15.	Sandra Gates	MI	0-15	0	0	0	0.00



WOMEN'S DIVISION

WOMEN'S DIVISION



Womens E		State	Win-Loss	Points	Ringers	Shoes	R%
1.	Tami Gilbert	OR	13-2	625	331	600	55.17
2.	Kammie Anderson	ND	12-3	476	273	600	45.50
3.	Toni Sloper	WI	12-3	479	246	600	41.00
4.	Victoria Highley	MO	10-5	501	251	600	41.83
5.	Sharla Fontenot	LA	10-5	450	233	600	38.83
6.	Linda Chavez	NM	10-5	434	217	600	36.17
7.	Lillian Stromberg	CO	8-7	398	214	600	35.67
8.	Deb Davis	IA	8-7	345	196	600	32.67
9.	Linda Dodson	LA	8-7	350	193	600	32.17
10.	Kathy Warner	OR	7-8	287	175	600	29.17
11.	Marge Vandehey	OR	6.5-8.5	360	198	600	33.00
12.	Laurie Kelley	MN	5-10	338	177	600	29.50
13.	Eddie Corso	LA	5-10	317	162	600	27.00
14.	Diane Elwood	CO	4.5-10.5	326	171	600	28.50
15.	Susan Macdonald	BC	0-15	0	0	40	0.00



Womens F		State	Win-Loss	Points	Ringers	Shoes	R%
1.	Leslie Nelson	UT	14-2	498	247	640	38.59
2.	Shirley Sprague	IA	13-3	557	232	640	36.25
3.	Vicki Belcher	KY	12-3	480	199	600	33.17
4.	Cris Bolton	CA	10.5-4.5	459	206	600	34.33
5.	Kerri Alderson	ON	9-6	482	176	600	29.33
6.	Mary Denzin	MN	9-6	417	163	600	27.17
7.	Cenia Huber	MT	8-7	423	170	600	28.33
8.	Andrea DeFoe	GA	8-7	375	134	600	22.33
9.	Phyllis Quist	WA	7.5-7.5	396	167	600	27.83
10.	Patricia Stevens	BC	7-8	347	134	600	22.33
11.	Nancy Walker	UT	7-8	351	124	600	20.67
12.	Jennifer Reno	OH	6-9	383	171	600	28.50
13.	Gloria Smith	WI	4-11	275	95	600	15.83
14.	Jolene Sestrich	MT	3-12	202	84	600	14.00
15.	Jean Bullington	GA	3-12	215	79	600	13.17



Womens G		State	Win-Loss	Points	Ringers	Shoes	R%
1.	Catherine Ziemann	MN	13-2	477	208	600	34.67
2.	Wendy Reynolds	AR	11-4	468	204	600	34.00
3.	Brenda Demott	NJ	11-4	461	179	600	29.83
4.	Edith Ferrell	KS	11-4	460	176	600	29.33
5.	Irene Nanninga	AB	10-5	406	179	600	29.83
6.	Darla Wessel	ID	9-6	444	173	600	28.83
7.	Vicki Barham	CO	8.5-6.5	409	178	600	29.67
8.	Linda Odum	NC	8-7	387	158	600	26.33
9.	Kari David	WI	8-7	372	142	600	23.67
10.	Nanette Spangler	ID	7-8	347	130	600	21.67
11.	Marie Hirschi	UT	6-9	312	137	600	22.83
12.	Patti Oakes	MN	6-9	283	107	600	17.83
13.	Jessica Bulloch	UT	5.5-9.5	364	160	600	26.67
14.	Pat McLain	IN	3-12	285	111	600	18.50
15.	Nina Pearson	CO	3-12	238	100	600	16.67
16.	Bonnie Holland	MN	0-15	216	97	600	16.17




Womens H		State	Win-Loss	Points	Ringers	Shoes	R%
1.	Donna Bastel	MO	11-2	396	130	520	25.00
2.	Barbara Carson	AZ	10-3	373	134	520	25.77
3.	Robyn Holland	MN	10-3	364	128	520	24.62
4.	Trudy Oye	WA	9-4	330	130	520	25.00
5.	Amber Richard	WY	6.5-6.5	332	143	520	27.50
6.	Adrienne Koonce	IL	6-7	318	114	520	21.92
7.	Terri Baldry	ID	6-7	296	107	520	20.58
8.	Kathy Anderson	TX	6-7	252	94	520	18.08
9.	Jeanette McCarthy	WA	5-8	301	111	520	21.35
10.	Joey Nelson	CA	5-8	264	95	520	18.27
11.	Mary Figueira	OR	5-8	292	95	520	18.27
12.	Eunice Lease	NE	4.5-8.5	238	51	520	9.81
13.	Sherri Ochoa	AZ	4-9	204	60	520	11.54
14.	Sharon McLaughlin	WA	3-10	248	75	520	14.42

Womens I		State	Win-Loss	Points	Ringers	Shoes	R%
1.	Denny Mead	ID	15-1	551	212	640	33.13
2.	Sheila Garner	CA	14-2	507	175	640	27.34
3.	Chessa Baumgardner	ND	11-4	423	167	600	27.83
4.	Carey Jennings	ID	10-5	423	164	600	27.33
5.	Cathy Jackson	OK	9-6	377	132	600	22.00
6.	Georgia Burke	OK	7.5-7.5	327	80	600	13.33
7.	Shaylene Tea	ID	7-8	377	137	600	22.83
8.	Debbie Nay	AZ	7-8	343	125	600	20.83
9.	Tina Raymond	UT	7-8	312	116	600	19.33
10.	Rhonda Kohel	NE	6.5-8.5	322	123	600	20.50
11.	Roxy Martens	NE	6-9	297	113	600	18.83
12.	Cathy Kauffman	CA	5-10	291	121	600	20.17
13.	Dee McIntire	MO	5-10	303	94	600	15.67
14.	Rina Van Staden	NA	4-11	256	97	600	16.17
15.	Terri Thompson	CA	4-11	251	89	600	14.83
16.	Mary Holley	AB	3-12	336	102	600	17.00


Womens J		State	Win-Loss	Points	Ringers	Shoes	R%
1.	Carol Hill	CO	13-2	490	159	600	26.50
2.	Linda Skiehar	AB	12.5-2.5	354	97	600	16.17
3.	Chris Jordan	IA	10-5	382	116	600	19.33
4.	Cindy Bailey	CA	10-5	295	91	600	15.17
5.	Sally Grooms	NE	10-5	312	71	600	11.83
6.	Laurie Mortinger	KS	9-6	300	88	600	14.67
7.	Karien Marais	ZA	8.5-6.5	289	83	600	13.83
8.	Dot Ellis	UT	8.5-6.5	332	81	600	13.50
9.	Mary Miller	IN	8-7	281	76	600	12.67
10.	Kristin Koonce	IL	7-8	299	86	600	14.33
11.	Teresa Brown	ID	7-8	258	82	600	13.67
12.	Lela Hardy	NV	6.5-8.5	276	54	600	9.00
13.	Karen James	WY	3.5-11.5	224	58	600	9.67
14.	Cecelia Trossen	WI	3.5-11.5	193	50	600	8.33
15.	Sandra Kelly	CA	3-12	250	59	600	9.83

Womens K		State	Win-Loss	Points	Ringers	Shoes	R%
1.	Melanie Poole	ID	13-0	355	98	520	18.85
2.	Elize Steynberg	NA	10-3	344	91	520	17.50
3.	Tarina-Marie Marais	ZA	10-3	274	64	520	12.31
4.	Elna Vd Berg	ZA	9-4	288	66	520	12.69
5.	Mary Houston	CA	9-4	243	59	520	11.35
6.	Ashley Chambers	CA	9-4	235	30	520	5.77
7.	Kathy Wertman	WA	7.5-5.5	188	43	520	8.27
8.	Karen Fuller	UT	6.5-6.5	169	33	520	6.35
9.	Bridget Ohms	UT	6-7	185	34	520	6.54
10.	Donna Severit	IL	4-9	154	34	520	6.54
11.	Kathy Flick	UT	3-10	83	16	520	3.08
12.	Pat Raymond-iverson	UT	3-10	71	13	520	2.50
13.	Keri Rasmussen	CA	0-13	0	0	0	0.00



WOMEN'S DIVISION

SENIOR MEN'S CHAMPIONSHIP CLASS 2013 WORLD TOURNAMENT



Pos	Name	Qualifying Ave	State	Win-Loss	Points	Ringers	Shoes	R%
1.	Ron Deckard	62.50	FL	10-2	492	370	626	59.11
2.	Thomas Gallina	63.59	ON	9-3	457	330	564	58.51
3.	Roy Buhler	56.56	UT	8-3	371	290	518	55.98
4.	Tom Tabat	49.17	AZ	7-4	377	265	504	52.58
5.	Bill Navratil	59.00	CT	6-5	381	285	522	54.60
6.	Dave Koch	49.18	CA	5-6	335	266	536	49.63
7.	Jon Harris	45.83	CO	5-6	340	232	524	44.27
8.	Tom Westbrook	52.83	SC	4-7	329	238	502	47.41
9.	Kenneth Schaver	45.50	IL	4-7	283	225	554	40.61
10.	Delbert Fourman	45.83	OH	3-8	263	212	476	44.54
11.	Zane Goggin	47.50	GA	3-8	275	238	540	44.07
12.	Jim Bilderback	46.17	WI	3-8	307	239	550	43.45

1. Ron Deckard 10-2					
	Opponent	Score	Ringers	Shoes	%
1.	Delbert Fourman	41/18	26	48	54.10
2.	Jon Harris	42/32	24	48	50.00
3.	Jim Bilderback	40/25	32	54	59.20
4.	Zane Goggin	45/39	37	72	51.30
5.	Tom Tabat	36/45	27	54	50.00
6.	Kenneth Schaver	40/9	27	40	67.50
7.	Roy Buhler	37/41	33	62	53.20
8.	Dave Koch	43/8	31	38	81.50
9.	Bill Navratil	42/26	31	50	62.00
10.	Tom Westbrook	40/21	34	54	62.90
11.	Thomas Gallina	45/20	30	44	68.10
12.	Thomas Gallina	41/31	38	62	61.20
		492	370	626	59.11

3. Roy Buhler 8-3					
	Opponent	Score	Ringers	Shoes	%
1.	Jim Bilderback	42/25	27	50	54.00
2.	Zane Goggin	40/19	28	48	58.30
3.	Tom Tabat	16/40	21	44	47.70
4.	Kenneth Schaver	40/12	25	40	62.50
5.	Delbert Fourman	40/11	18	32	56.20
6.	Jon Harris	40/13	25	44	56.80
7.	Ron Deckard	41/37	34	62	54.80
8.	Bill Navratil	41/20	37	54	68.50
9.	Thomas Gallina	14/40	23	44	52.20
10.	Dave Koch	13/42	18	46	39.10
11.	Tom Westbrook	44/25	34	54	62.90
		371	290	518	55.98

5. Bill Navratil 6-5					
	Opponent	Score	Ringers	Shoes	%
1.	Jon Harris	42/26	25	54	46.30
2.	Jim Bilderback	41/19	23	48	47.90
3.	Zane Goggin	45/12	27	44	61.30
4.	Tom Tabat	40/11	24	34	70.50
5.	Kenneth Schaver	42/17	25	48	52.00
6.	Delbert Fourman	41/8	26	40	65.00
7.	Tom Westbrook	30/41	22	44	50.00
8.	Roy Buhler	20/41	30	54	55.50
9.	Ron Deckard	26/42	25	50	50.00
10.	Thomas Gallina	15/42	20	40	50.00
11.	Dave Koch	39/41	38	66	57.50
		381	285	522	54.60

7. Jon Harris 5-6					
	Opponent	Score	Ringers	Shoes	%
1.	Bill Navratil	26/42	19	54	35.10
2.	Ron Deckard	32/42	21	48	43.70
3.	Thomas Gallina	14/41	13	36	36.10
4.	Dave Koch	28/40	22	46	47.80
5.	Tom Westbrook	44/19	19	42	45.20
6.	Roy Buhler	13/40	19	44	43.10
7.	Zane Goggin	40/21	23	42	54.70
8.	Jim Bilderback	43/23	23	52	44.20
9.	Tom Tabat	14/40	9	28	32.10
10.	Kenneth Schaver	43/25	28	62	45.10
11.	Delbert Fourman	43/36	36	70	51.40
		340	232	524	44.27

9. Kenneth Schaver 4-7					
	Opponent	Score	Ringers	Shoes	%
1.	Thomas Gallina	43/38	28	56	50.00
2.	Dave Koch	13/40	13	44	29.50
3.	Tom Westbrook	40/31	26	52	50.00
4.	Roy Buhler	12/40	15	40	37.50
5.	Bill Navratil	17/42	16	48	33.30
6.	Ron Deckard	9/40	17	40	42.50
7.	Tom Tabat	27/41	27	58	46.50
8.	Zane Goggin	42/18	25	56	44.60
9.	Delbert Fourman	13/41	13	42	30.90
10.	Jon Harris	25/43	22	62	35.40
11.	Jim Bilderback	42/31	23	56	41.00
		283	225	554	40.61

2. Thomas Gallina 9-3					
	Opponent	Score	Ringers	Shoes	%
1.	Kenneth Schaver	38/43	26	56	46.40
2.	Delbert Fourman	42/30	23	46	50.00
3.	Jon Harris	41/14	21	36	58.30
4.	Jim Bilderback	40/20	26	46	56.50
5.	Zane Goggin	40/9	26	40	65.00
6.	Tom Tabat	40/12	23	40	57.50
7.	Dave Koch	41/25	31	56	55.30
8.	Tom Westbrook	42/12	37	54	68.50
9.	Roy Buhler	40/14	31	44	70.40
10.	Bill Navratil	42/15	29	40	72.50
11.	Ron Deckard	20/45	22	44	50.00
12.	Ron Deckard	31/41	35	62	56.40
		457	330	564	58.51

4. Tom Tabat 7-4					
	Opponent	Score	Ringers	Shoes	%
1.	Dave Koch	33/40	34	62	54.80
2.	Tom Westbrook	42/26	21	44	47.70
3.	Roy Buhler	40/16	27	44	61.30
4.	Bill Navratil	11/40	15	34	44.10
5.	Ron Deckard	45/36	31	54	57.40
6.	Thomas Gallina	12/40	15	40	37.50
7.	Kenneth Schaver	41/27	30	58	51.70
8.	Delbert Fourman	41/14	23	36	63.80
9.	Jon Harris	40/14	18	28	64.20
10.	Jim Bilderback	31/41	23	56	41.00
11.	Zane Goggin	41/19	28	48	58.30
		377	265	504	52.58

6. Dave Koch 5-6					
	Opponent	Score	Ringers	Shoes	%
1.	Tom Tabat	40/33	37	62	59.60
2.	Kenneth Schaver	40/13	22	44	50.00
3.	Delbert Fourman	16/40	17	40	42.50
4.	Jon Harris	40/28	25	46	54.30
5.	Jim Bilderback	36/40	22	48	45.80
6.	Zane Goggin	30/40	25	60	41.60
7.	Thomas Gallina	25/41	25	56	44.60
8.	Ron Deckard	8/43	19	38	50.00
9.	Tom Westbrook	17/40	9	30	30.00
10.	Roy Buhler	42/13	26	46	56.50
11.	Bill Navratil	41/39	39	66	59.00
		335	266	536	49.63


8. Tom Westbrook 4-7					
	Opponent	Score	Ringers	Shoes	%
1.	Zane Goggin	40/16	19	40	47.50
2.	Tom Tabat	26/42	14	44	31.80
3.	Kenneth Schaver	31/40	24	52	46.10
4.	Delbert Fourman	40/13	18	32	56.20
5.	Jon Harris	19/44	14	42	33.30
6.	Jim Bilderback	34/40	24	56	42.80
7.	Bill Navratil	41/30	26	44	59.00
8.	Thomas Gallina	12/42	26	54	48.10
9.	Dave Koch	40/17	17	30	56.60
10.	Ron Deckard	21/40	29	54	53.70
11.	Roy Buhler	25/44	27	54	50.00
		329	238	502	47.41

10. Delbert Fourman 3-8					
	Opponent	Score	Ringers	Shoes	%
1.	Ron Deckard	18/41	19	48	39.50
2.	Thomas Gallina	30/42	19	46	41.30
3.	Dave Koch	40/16	24	40	60.00
4.	Tom Westbrook	13/40	10	32	31.20
5.	Roy Buhler	11/40	9	32	28.10
6.	Bill Navratil	8/41	15	40	37.50
7.	Jim Bilderback	41/15	26	42	61.90
8.	Tom Tabat	14/41	13	36	36.10
9.	Kenneth Schaver	41/13	23	42	54.70
10.	Zane Goggin	11/42	18	48	37.50
11.	Jon Harris	36/43	36	70	51.40
		263	212	476	44.54


11. Zane Goggin 3-8					
	Opponent	Score	Ringers	Shoes	%
1.	Tom Westbrook	16/40	13	40	32.50
2.	Roy Buhler	19/40	21	48	43.70
3.	Bill Navratil	12/45	17	44	38.60
4.	Ron Deckard	39/45	34	72	47.20
5.	Thomas Gallina	9/40	16	40	40.00
6.	Dave Koch	40/30	29	60	48.30
7.	Jon Harris	21/40	16	42	38.10
8.	Kenneth Schaver	18/42	21	56	37.50
9.	Jim Bilderback	40/28	22	42	52.30
10.	Delbert Fourman	42/11	27	48	56.20
11.	Tom Tabat	19/41	22	48	45.80
	275	238	540	44.07	

12. Jim Bilderback 3-8					
	Opponent	Score	Ringers	Shoes	%
1.	Roy Buhler	25/42	23	50	46.00
2.	Bill Navratil	19/41	16	48	33.30
3.	Ron Deckard	25/40	27	54	50.00
4.	Thomas Gallina	20/40	20	46	43.40
5.	Dave Koch	40/36	22	48	45.80
6.	Tom Westbrook	40/34	26	56	46.40
7.	Delbert Fourman	15/41	20	42	47.60
8.	Jon Harris	23/43	18	52	34.60
9.	Zane Goggin	28/40	19	42	45.20
10.	Tom Tabat	41/31	27	56	48.20
11.	Kenneth Schaver	31/42	21	56	37.50
	307	239	550	43.45	


Senior Mens A		State	Win-Loss	Points	Ringers	Shoes	R%
1.	Ron Deckard	FL	14-3	610	425	680	62.50
2.	Thomas Gallina	ON	12-4	555	407	640	63.59
3.	Roy Buhler	UT	12-4	578	362	640	56.56
4.	Bill Navratil	CT	11-4	532	354	600	59.00
5.	Tom Westbrook	SC	10-5	481	317	600	52.83
6.	Zane Goggin	GA	10-5	498	285	600	47.50
7.	Delbert Fourman	OH	10-5	422	275	600	45.83
8.	Dave Koch	CA	8.5-6.5	457	295	600	49.17
9.	Tom Tabat	AZ	8-7	400	295	600	49.17
10.	Hank Kane	CA	7-8	384	247	600	41.17
11.	Kenneth Schaver	IL	6-9	385	273	600	45.50
12.	Robert Mullins	CA	6-9	339	254	600	42.33
13.	Rick Patchkowski	MI	3.5-11.5	317	217	600	36.17
14.	Gregg Turner	KS	3-12	329	230	600	38.33
15.	Walter Sexton	TN	0-15	54	55	240	22.92



Senior Mens B		State	Win-Loss	Points	Ringers	Shoes	R%
1.	Jon Harris	CO	14-1	516	275	600	45.83
2.	Glenn Bogenschneider	WI	11-4	432	228	600	38.00
3.	Jim Bilderback	WI	10-5	466	277	600	46.17
4.	Ott Dameron	UT	10-5	447	258	600	43.00
5.	Jim Postell	OR	10-5	473	236	600	39.33
6.	Jerry Roberts	TN	9.5-5.5	469	257	600	42.83
7.	Ray Groskinsky	WI	8-7	412	241	600	40.17
8.	Bernie Martell	OR	7.5-7.5	391	188	600	31.33
9.	Nick Longo	CT	7-8	410	215	600	35.83
10.	Bruce McLinn	WI	7-8	381	207	600	34.50
11.	Bernard Carley	WI	7-8	342	174	600	29.00
12.	Michael Shreve	NM	6.5-8.5	423	214	600	35.67
13.	Leon Proper	PA	6.5-8.5	356	175	600	29.17
14.	Al Huizenga	WI	3-12	297	172	600	28.67
15.	Rich Augustson	OR	2.5-12.5	273	149	600	24.83
16.	Hal Griswold	CA	0.5-14.5	226	139	600	23.17







Senior Mens C		State	Win-Loss	Points	Ringers	Shoes	R%
1.	Dean Gorder	CA	12.5-0.5	448	189	520	36.35
2.	Jim Brandenburg	AR	10.5-2.5	394	185	520	35.58
3.	Dan Stremick	AZ	10-3	403	151	520	29.04
4.	Del Hulet	UT	9.5-3.5	425	204	520	39.23
5.	Sante Michielin	BC	7-6	277	131	520	25.19
6.	Steve Ruddock	CO	6.5-6.5	354	137	520	26.35
7.	Steve May	CA	6-7	336	170	520	32.69
8.	Bob McCharen	TX	6-7	309	146	520	28.08
9.	Barney Bell	KS	6-7	333	139	520	26.73
10.	Harlen Rippetoe	CA	5-8	295	140	520	26.92
11.	Jim Tollefson	WI	4-9	286	139	520	26.73
12.	Dave Fisher	PA	3-10	266	141	520	27.12
13.	Dave Fischer	UT	3-10	252	119	520	22.88
14.	Don Matzenbacher	IL	2-11	230	101	520	19.42



SENIOR MEN'S DIVISION

SENIOR MEN'S DIVISION




Senior Mens D		State	Win-Loss	Points	Ringers	Shoes	R%
1.	John Barney	CA	13-3	479	188	640	29.38
2.	Dok Hembree	NV	12-4	485	204	640	31.88
3.	Richard Archer	AR	11-4	476	198	600	33.00
4.	George Davis	CA	11-4	470	171	600	28.50
5.	Gaspar Romero	CO	10.5-4.5	437	166	600	27.67
6.	Larry Gallegos	NM	10-5	490	187	600	31.17
7.	Jack Linton	IL	9.5-5.5	369	156	600	26.00
8.	Wayne McGehee	AL	9-6	378	158	600	26.33
9.	Lonnie Frank	MN	7.5-7.5	360	144	600	24.00
10.	Roddy Kipp	NM	6-9	354	148	600	24.67
11.	Jason Bundy	UT	5.5-9.5	290	124	600	20.67
12.	Randy Dejong	CA	5-10	325	119	600	19.83
13.	Bill Costello	CA	4.5-10.5	367	161	600	26.83
14.	Eddie Montoya	CA	3.5-11.5	334	138	600	23.00
15.	Wayne Belcher	KY	3-12	280	135	600	22.50
16.	Wayne Callicoatte	TX	0-15	235	92	600	15.33

Senior Mens E		State	Win-Loss	Points	Ringers	Shoes	R%
1.	Gregory Betz	OH	11-2	404	131	520	25.19
2.	Bob Lemon	FL	9-3	330	130	480	27.08
3.	Darrell Graham	AR	9-3	294	116	480	24.17
4.	Lyle Saine	CO	7-4	282	103	440	23.41
5.	Mason Carpenter	CO	7-4	261	97	440	22.05
6.	Sherwood Brown	VA	6-5	290	102	440	23.18
7.	Tom Malaise	TX	5.5-5.5	265	86	440	19.55
8.	Gayden Nelson	UT	5.5-5.5	221	73	440	16.59
9.	Paul Taylor	ID	4-7	256	99	440	22.50
10.	Roy Stallsmith	NM	2-9	153	63	440	14.32
11.	Lyle A Dorler	NY	2-9	161	58	440	13.18
12.	Frank T Kwiatkowski	NY	0-11	0	0	0	0.00

Senior Mens F		State	Win-Loss	Points	Ringers	Shoes	R%
1.	Jim Godfrey	UT	11-3	489	193	560	34.46
2.	Robert Gonzalez	CA	10-4	325	112	560	20.00
3.	Jay Mast	AZ	9-4	363	133	520	25.58
4.	Dave Sidles	NE	9-4	353	124	520	23.85
5.	Gary Curtis	ID	9-4	342	101	520	19.42
6.	Steve Hatch	IA	8-5	289	115	520	22.12
7.	Dan Sanders	OH	8-5	328	99	520	19.04
8.	Barry Goree	AL	7.5-5.5	325	121	520	23.27
9.	Fred Quintana	CO	6-7	291	114	520	21.92
10.	Leo Rundell	WY	5-8	235	95	520	18.27
11.	Don Brown	NV	4.5-8.5	268	108	520	20.77
12.	Rich Mangus	PA	3-10	206	60	520	11.54
13.	Joseph Montoya	CO	2-11	196	67	520	12.88

Senior Mens G		State	Win-Loss	Points	Ringers	Shoes	R%
1.	Leo Laumbach	NM	12-1	426	94	520	18.08
2.	Harry Begay	CA	10-3	324	93	520	17.88
3.	Walter Chapman	CA	9.5-3.5	295	94	520	18.08
4.	Ken Rodenberg	CO	9-4	368	77	520	14.81
5.	Roger Reed	IL	8-5	323	84	520	16.15
6.	Jesse Garza	CO	8-5	293	75	520	14.42
7.	Donovan Floming	IL	7-6	279	69	520	13.27
8.	Casey Montoya	CO	6-7	260	82	520	15.77
9.	John Strong	NE	6-7	248	64	520	12.31
10.	Charles Knotts	NM	5-8	260	73	520	14.04
11.	James Bond	CO	4-9	235	59	520	11.35
12.	Wm Glenn Rippetoe	CA	2.5-10.5	174	47	520	9.04
13.	Bud Beghtol	CA	2-11	197	55	520	10.58
14.	David Carreiro	CA	2-11	170	49	520	9.42

Senior Mens H		State	Win-Loss	Points	Ringers	Shoes	R%
1.	Dennis Duszynski	UT	9-1	308	80	400	20.00
2.	Brent Buhler	ID	8-2	211	51	400	12.75
3.	Wayne Goers	IL	7-2	242	64	360	17.78
4.	Sam Blatter	CA	6-3	210	48	360	13.33
5.	Bill Webb	UT	5-4	151	37	360	10.28
6.	Mark Dejong	CA	4-5	144	39	360	10.83
7.	Neal Livingston	CA	3-6	124	29	360	8.06
8.	Ernie Miller	CA	3-6	84	10	360	2.78
9.	James R Miller	IN	1-8	88	29	360	8.06
10.	Darrell Keil	KS	0-9	0	0	0	0.00



SENIOR MEN'S DIVISION

SENIOR WOMEN'S CHAMPIONSHIP CLASS

2013 WORLD TOURNAMENT



Pos	Name	Qualifying Ave	State	Win-Loss	Points	Ringers	Shoes	R%
1.	Sheila Shepard	72.50	CO	7-0	293	222	310	71.61
2.	OraLee Jeardoe	58.00	KS	5-2	248	187	306	61.11
3.	Peggy Stitt	55.19	MI	5-2	259	192	336	57.14
4.	Helen Laumbach	50.58	NM	5-2	274	213	378	56.35
5.	Sue Lichau	42.50	CA	3-4	168	121	306	39.54
6.	Jane Jordan	47.12	SC	2-5	189	190	398	47.74
7.	Audra Craven	42.69	MO	1-6	143	119	302	39.40
8.	Leslie Nelson	38.59	UT	0-7	151	134	352	38.07

1. Sheila Shepard 7-0

Opponent	Score	Ringers	Shoes	%
1. Leslie Nelson	44/13	26	38	68.40
2. Audra Craven	42/0	18	22	81.80
3. Sue Lichau	40/4	25	36	69.40
4. Jane Jordan	42/16	33	44	75.00
5. Helen Laumbach	42/35	41	62	66.10
6. Peggy Stitt	41/20	35	48	72.90
7. OraLee Jeardoe	42/23	44	60	73.30
Total	293	222	310	71.61

2. OraLee Jeardoe 5-2

Opponent	Score	Ringers	Shoes	%
1. Sue Lichau	40/13	20	32	62.50
2. Jane Jordan	40/22	32	56	57.10
3. Audra Craven	40/8	19	26	73.00
4. Leslie Nelson	40/6	18	28	64.20
5. Peggy Stitt	25/42	26	50	52.00
6. Helen Laumbach	40/33	33	54	61.10
7. Sheila Shepard	23/42	39	60	65.00
Total	248	187	306	61.11

3. Peggy Stitt 5-2

Opponent	Score	Ringers	Shoes	%
1. Audra Craven	41/21	21	40	52.50
2. Leslie Nelson	40/10	26	46	56.50
3. Jane Jordan	41/21	30	52	57.60
4. Sue Lichau	40/16	21	42	50.00
5. OraLee Jeardoe	42/25	31	50	62.00
6. Sheila Shepard	20/41	28	48	58.30
7. Helen Laumbach	35/42	35	58	60.30
Total	259	192	336	57.14

4. Helen Laumbach 5-2


Opponent	Score	Ringers	Shoes	%
1. Jane Jordan	42/16	28	44	63.60
2. Sue Lichau	41/11	19	30	63.30
3. Leslie Nelson	41/37	32	68	47.00
4. Audra Craven	40/28	32	62	51.60
5. Sheila Shepard	35/42	38	62	61.20
6. OraLee Jeardoe	33/40	29	54	53.70
7. Peggy Stitt	42/35	35	58	60.30
Total	274	213	378	56.35

5. Sue Lichau 3-4					
Opponent	Score	Ringers	Shoes	%	
1. OraLee Jeardoe	13/40	11	32	34.30	
2. Helen Laumbach	11/41	9	30	30.00	
3. Sheila Shepard	4/40	14	36	38.80	
4. Peggy Stitt	16/40	12	42	28.50	
5. Audra Craven	40/19	25	48	52.00	
6. Jane Jordan	41/31	32	70	45.70	
7. Leslie Nelson	43/19	18	48	37.50	
		168	121	306	39.54
7. Audra Craven 1-6					
Opponent	Score	Ringers	Shoes	%	
1. Peggy Stitt	21/41	13	40	32.50	
2. Sheila Shepard	0/42	5	22	22.70	
3. OraLee Jeardoe	8/40	8	26	30.70	
4. Helen Laumbach	28/40	27	62	43.50	
5. Sue Lichau	19/40	18	48	37.50	
6. Leslie Nelson	43/33	22	48	45.80	
7. Jane Jordan	24/41	26	56	46.40	
		143	119	302	39.40

6. Jane Jordan 2-5					
Opponent	Score	Ringers	Shoes	%	
1. Helen Laumbach	16/42	21	44	47.70	
2. OraLee Jeardoe	22/40	25	56	44.60	
3. Peggy Stitt	21/41	24	52	46.10	
4. Sheila Shepard	16/42	24	44	54.50	
5. Leslie Nelson	42/33	34	76	44.70	
6. Sue Lichau	31/41	30	70	42.80	
7. Audra Craven	41/24	32	56	57.10	
		189	190	398	47.74
8. Leslie Nelson 0-7					
Opponent	Score	Ringers	Shoes	%	
1. Sheila Shepard	13/44	17	38	44.70	
2. Peggy Stitt	10/40	16	46	34.70	
3. Helen Laumbach	37/41	33	68	48.50	
4. OraLee Jeardoe	6/40	7	28	25.00	
5. Jane Jordan	33/42	30	76	39.40	
6. Audra Craven	33/43	20	48	41.60	
7. Sue Lichau	19/43	11	48	22.90	
		151	134	352	38.07

ELDER MEN'S 30' CHAMPIONSHIP CLASS

2013 WORLD TOURNAMENT



Pos	Name	Qualifying Ave.	State	Win-Loss	Points	Ringers	Shoes	R%
1.	Ed Arionus	72.00	TX	12-4	617	666	904	73.67
2.	Rich Pintor	71.67	CO	11-5	602	680	944	72.03
3.	Gregg Craven	68.17	MO	10-5	536	630	900	70.00
4.	Paul McGee	67.67	MD	10-5	524	624	906	68.87
5.	Tom McQueen	65.00	NV	10-5	536	603	876	68.84
6.	Russ Phillips	72.33	WA	9-6	536	657	890	73.82
7.	Daniel F Dunn	66.67	IN	8-7	542	652	932	69.96
8.	Roger Vogel	69.04	KS	7-8	460	556	804	69.15
9.	Charles Woolery	64.33	CA	7-8	517	613	904	67.81
10.	DW Story	63.83	TN	7-8	511	540	850	63.53
11.	Bobby Fields	68.00	TN	6-9	481	582	856	67.99
12.	Sig Armitage	65.50	MN	6-9	487	584	904	64.60
13.	Herschel Walters	68.67	IN	6-9	478	544	854	63.70
14.	Ronald R. LeGrand	67.17	MO	5-10	505	608	902	67.41
15.	Dave Cooper	65.33	CO	5-10	513	510	840	60.71
16.	Charles Buddy Short	64.33	NJ	2-13	332	443	738	60.03

Stay Informed / Keep Subscription Current

Don't let your "Horseshoe Pitching Newsline" subscription lapse. Check the expiration date on the mailing label. If it is 10/1/13, this is your last issue and you should mail a renewal now.

NHPA "Horseshoe Pitching Newsline" Subscription Renewal Form

Name: _____

Address: _____

City/State/Zip: _____

Phone: _____

[] New Subscriber [] Renewal

Subscription Price:

[] One Year - \$12.00

[] Two Years- \$22.00

[] Three Years- \$30.00

Add \$12.00 per year for First Class Mailing

Issues to Canada must be mailed First Class; subscription cost is \$24.00, \$46.00 or \$66.00 (US Funds Only)

Make checks payable and mail with form to:

NHPASecretary/Treasurer
3085 76th Street
Franksville, WI 53126

If you have missed an issue, limited copies of most back issues are available for \$3.00 (World Tournament issues are \$5.00)

Send all back copy requests with payment to: Horseshoe Pitching Newsline Editor, PO Box 536, Webberville, MI 48892-0536

1. Ed Arionus 12-4

	Opponent	Score	Ringers	Shoes	%	
1.	Charles Woolery	41/37	48	66	72.70	
2.	Charles Buddy Short	44/38	34	54	62.90	
3.	Tom McQueen	22/40	33	50	66.00	
4.	DW Story	42/6	23	28	82.10	
5.	Sig Armitage	34/41	44	64	68.70	
6.	Daniel F Dunn	29/42	55	78	70.50	
7.	Ronald R. LeGrand	31/42	38	56	67.80	
8.	Dave Cooper	45/21	37	48	77.00	
9.	Bobby Fields	40/28	50	66	75.70	
10.	Herschel Walters	42/13	39	50	78.00	
11.	Gregg Craven	41/38	55	76	72.30	
12.	Paul McGee	42/23	50	66	75.70	
13.	Rich Pintor	42/10	36	44	81.80	
14.	Roger Vogel	41/7	37	42	88.10	
15.	Russ Phillips	41/29	48	62	77.40	
16.	Rich Pintor	40/31	39	54	72.20	
			617	666	904	73.67

2. Rich Pintor 11-5

	Opponent	Score	Ringers	Shoes	%	
1.	Charles Buddy Short	45/22	45	62	72.50	
2.	Tom McQueen	42/32	72	94	76.60	
3.	DW Story	41/19	42	58	72.40	
4.	Charles Woolery	34/40	47	70	67.10	
5.	Daniel F Dunn	43/25	56	74	75.60	
6.	Ronald R. LeGrand	42/26	35	46	76.00	
7.	Dave Cooper	43/26	38	56	67.80	
8.	Sig Armitage	41/17	37	52	71.10	
9.	Gregg Craven	41/22	58	72	80.50	
10.	Paul McGee	41/12	26	36	72.20	
11.	Herschel Walters	38/42	46	66	69.70	
12.	Bobby Fields	30/41	35	54	64.80	
13.	Ed Arionus	10/42	26	44	59.00	
14.	Russ Phillips	40/25	58	74	78.30	
15.	Roger Vogel	40/12	24	32	75.00	
16.	Ed Arionus	31/40	35	54	64.80	
			602	680	944	72.03

3. Gregg Craven 10-5

	Opponent	Score	Ringers	Shoes	%	
1.	Sig Armitage	45/33	38	58	65.50	
2.	Daniel F Dunn	40/39	43	64	67.10	
3.	Ronald R. LeGrand	40/38	49	70	70.00	
4.	Dave Cooper	40/22	34	46	73.90	
5.	Charles Woolery	40/38	43	64	67.10	
6.	Charles Buddy Short	40/13	28	36	77.70	
7.	Tom McQueen	40/31	33	54	61.10	
8.	DW Story	28/43	25	44	56.80	
9.	Rich Pintor	22/41	51	72	70.80	
10.	Russ Phillips	3/41	28	46	60.80	
11.	Ed Arionus	38/41	55	76	72.30	
12.	Roger Vogel	40/27	46	58	79.30	
13.	Bobby Fields	40/33	44	62	70.90	
14.	Paul McGee	39/40	63	86	73.20	
15.	Herschel Walters	41/21	50	64	78.10	
			536	630	900	70.00

4. Paul McGee 10-5

	Opponent	Score	Ringers	Shoes	%	
1.	Ronald R. LeGrand	40/23	54	74	72.90	
2.	Dave Cooper	40/35	45	64	70.30	
3.	Sig Armitage	40/25	43	62	69.30	
4.	Daniel F Dunn	40/27	45	62	72.50	
5.	Tom McQueen	40/36	49	64	76.50	
6.	DW Story	32/45	43	66	65.10	
7.	Charles Woolery	42/27	45	60	75.00	
8.	Charles Buddy Short	40/13	29	38	76.30	
9.	Russ Phillips	28/44	33	56	58.90	
10.	Rich Pintor	12/41	16	36	44.40	
11.	Roger Vogel	25/42	35	56	62.50	
12.	Ed Arionus	23/42	43	66	65.10	
13.	Herschel Walters	41/27	31	50	62.00	
14.	Gregg Craven	40/39	63	86	73.20	
15.	Bobby Fields	41/33	50	66	75.70	
			524	624	906	68.87

5. Tom McQueen 10-5

	Opponent	Score	Ringers	Shoes	%	
1.	Roger Vogel	42/28	47	66	71.20	
2.	Rich Pintor	32/42	69	94	73.40	
3.	Ed Arionus	40/22	39	50	78.00	
4.	Russ Phillips	12/41	35	60	58.30	
5.	Paul McGee	36/40	47	64	73.40	
6.	Bobby Fields	41/4	43	54	79.60	
7.	Gregg Craven	31/40	30	54	55.50	
8.	Herschel Walters	40/32	31	50	62.00	
9.	Dave Cooper	40/36	36	64	56.20	
10.	Daniel F Dunn	14/40	20	38	52.60	
11.	Sig Armitage	41/32	38	54	70.30	
12.	Ronald R. LeGrand	41/26	42	58	72.40	
13.	DW Story	43/23	35	50	70.00	
14.	Charles Woolery	42/30	48	64	75.00	
15.	Charles Buddy Short	41/28	43	56	76.70	
			536	603	876	68.84

6. Russ Phillips 9-6

	Opponent	Score	Ringers	Shoes	%	
1.	DW Story	27/45	39	56	69.60	
2.	Charles Woolery	40/21	50	62	80.60	
3.	Charles Buddy Short	41/24	50	62	80.60	
4.	Tom McQueen	41/12	46	60	76.60	
5.	Dave Cooper	33/40	51	72	70.80	
6.	Sig Armitage	20/42	47	66	71.20	
7.	Daniel F Dunn	31/44	47	68	69.10	
8.	Ronald R. LeGrand	40/30	46	62	74.10	
9.	Paul McGee	44/28	38	56	67.80	
10.	Gregg Craven	41/3	40	46	86.90	
11.	Bobby Fields	42/17	37	46	80.40	
12.	Herschel Walters	42/33	39	58	67.20	
13.	Roger Vogel	40/19	30	40	75.00	
14.	Rich Pintor	25/40	53	74	71.60	
15.	Ed Arionus	29/41	44	62	70.90	
			536	657	890	73.82

7. Daniel F Dunn 8-7

	Opponent	Score	Ringers	Shoes	%
1.	Bobby Fields	24/42	41	64	64.00
2.	Gregg Craven	39/40	43	64	67.10
3.	Herschel Walters	40/26	44	60	73.30
4.	Paul McGee	27/40	41	62	66.10
5.	Rich Pintor	25/43	50	74	67.50
6.	Ed Arionus	42/29	59	78	75.60
7.	Russ Phillips	44/31	52	68	76.40
8.	Roger Vogel	43/21	41	54	75.90
9.	Charles Woolery	24/41	26	42	61.90
10.	Tom McQueen	40/14	29	38	76.30
11.	Charles Buddy Short	32/40	33	50	66.00
12.	DW Story	42/30	47	68	69.10
13.	Sig Armitage	41/23	58	76	76.30
14.	Dave Cooper	41/31	39	60	65.00
15.	Ronald R. LeGrand	38/41	49	74	66.20
	542	652	932	69.96	

9. Charles Woolery 7-8

	Opponent	Score	Ringers	Shoes	%
1.	Ed Arionus	37/41	47	66	71.20
2.	Russ Phillips	21/40	45	62	72.50
3.	Roger Vogel	28/41	37	58	63.70
4.	Rich Pintor	40/34	49	70	70.00
5.	Gregg Craven	38/40	42	64	65.60
6.	Herschel Walters	45/38	53	76	69.70
7.	Paul McGee	27/42	38	60	63.30
8.	Bobby Fields	40/31	40	58	68.90
9.	Daniel F Dunn	41/24	31	42	73.80
10.	Dave Cooper	42/25	35	54	64.80
11.	Ronald R. LeGrand	23/41	35	54	64.80
12.	Sig Armitage	23/41	38	64	59.30
13.	Charles Buddy Short	41/17	46	62	74.10
14.	Tom McQueen	30/42	44	64	68.70
15.	DW Story	41/27	33	50	66.00
	517	613	904	67.81	

11. Bobby Fields 6-9

	Opponent	Score	Ringers	Shoes	%
1.	Daniel F Dunn	42/24	46	64	71.80
2.	Ronald R. LeGrand	40/30	45	62	72.50
3.	Dave Cooper	33/42	35	56	62.50
4.	Sig Armitage	43/28	33	52	63.40
5.	Charles Buddy Short	43/9	30	38	78.90
6.	Tom McQueen	4/41	33	54	61.10
7.	DW Story	32/41	32	54	59.20
8.	Charles Woolery	31/40	38	58	65.50
9.	Ed Arionus	28/40	46	66	69.70
10.	Roger Vogel	21/40	52	72	72.20
11.	Russ Phillips	17/42	28	46	60.80
12.	Rich Pintor	41/30	39	54	72.20
13.	Gregg Craven	33/40	42	62	67.70
14.	Herschel Walters	40/29	36	52	69.20
15.	Paul McGee	33/41	47	66	71.20
	481	582	856	67.99	

8. Roger Vogel 7-8

	Opponent	Score	Ringers	Shoes	%
1.	Tom McQueen	28/42	44	66	66.60
2.	DW Story	41/29	41	56	73.20
3.	Charles Woolery	41/28	42	58	72.40
4.	Charles Buddy Short	41/7	28	34	82.30
5.	Ronald R. LeGrand	42/31	46	60	76.60
6.	Dave Cooper	27/40	22	46	47.80
7.	Sig Armitage	32/41	52	80	65.00
8.	Daniel F Dunn	21/43	34	54	62.90
9.	Herschel Walters	40/13	42	50	84.00
10.	Bobby Fields	40/21	58	72	80.50
11.	Paul McGee	42/25	41	56	73.20
12.	Gregg Craven	27/40	42	58	72.40
13.	Russ Phillips	19/40	23	40	57.50
14.	Ed Arionus	7/41	26	42	61.90
15.	Rich Pintor	12/40	15	32	46.80
	460	556	804	69.15	

10. DW Story 7-8

	Opponent	Score	Ringers	Shoes	%
1.	Russ Phillips	45/27	44	56	78.50
2.	Roger Vogel	29/41	37	56	66.00
3.	Rich Pintor	19/41	35	58	60.30
4.	Ed Arionus	6/42	12	28	42.80
5.	Herschel Walters	38/41	40	66	60.60
6.	Paul McGee	45/32	47	66	71.20
7.	Bobby Fields	41/32	35	54	64.80
8.	Gregg Craven	43/28	29	44	65.90
9.	Ronald R. LeGrand	42/35	63	86	73.20
10.	Sig Armitage	38/44	33	56	58.90
11.	Dave Cooper	42/39	29	56	51.70
12.	Daniel F Dunn	30/42	45	68	66.10
13.	Tom McQueen	23/43	29	50	58.00
14.	Charles Buddy Short	43/24	35	56	62.50
15.	Charles Woolery	27/41	27	50	54.00
	511	540	850	63.53	

12. Sig Armitage 6-9

	Opponent	Score	Ringers	Shoes	%
1.	Gregg Craven	33/45	34	58	58.60
2.	Herschel Walters	23/42	39	58	67.20
3.	Paul McGee	25/40	37	62	59.60
4.	Bobby Fields	28/43	28	52	53.80
5.	Ed Arionus	41/34	46	64	71.80
6.	Russ Phillips	42/20	54	66	81.80
7.	Roger Vogel	41/32	55	80	68.70
8.	Rich Pintor	17/41	30	52	57.60
9.	Charles Buddy Short	21/42	25	46	54.30
10.	DW Story	44/38	34	56	60.70
11.	Tom McQueen	32/41	35	54	64.80
12.	Charles Woolery	41/23	43	64	67.10
13.	Daniel F Dunn	23/41	52	76	68.40
14.	Ronald R. LeGrand	45/31	45	62	72.50
15.	Dave Cooper	31/45	27	54	50.00
	487	584	904	64.60	

13. Herschel Walters 6-9

	Opponent	Score	Ringers	Shoes	%
1.	Dave Cooper	41/37	34	56	60.70
2.	Sig Armitage	42/23	45	58	77.50
3.	Daniel F Dunn	26/40	40	60	66.60
4.	Ronald R. LeGrand	40/25	30	48	62.50
5.	DW Story	41/38	38	66	57.50
6.	Charles Woolery	38/45	51	76	67.10
7.	Charles Buddy Short	40/10	35	50	70.00
8.	Tom McQueen	32/40	29	50	58.00
9.	Roger Vogel	13/40	33	50	66.00
10.	Ed Arionus	13/42	28	50	56.00
11.	Rich Pintor	42/38	47	66	71.20
12.	Russ Phillips	33/42	35	58	60.30
13.	Paul McGee	27/41	25	50	50.00
14.	Bobby Fields	29/40	31	52	59.60
15.	Gregg Craven	21/41	43	64	67.10

478 544 854 63.70

15. Dave Cooper 5-10

	Opponent	Score	Ringers	Shoes	%
1.	Herschel Walters	37/41	34	56	60.70
2.	Paul McGee	35/40	42	64	65.60
3.	Bobby Fields	42/33	38	56	67.80
4.	Gregg Craven	22/40	27	46	58.70
5.	Russ Phillips	40/33	53	72	73.60
6.	Roger Vogel	40/27	26	46	56.50
7.	Rich Pintor	26/43	33	56	58.90
8.	Ed Arionus	21/45	30	48	62.50
9.	Tom McQueen	36/40	35	64	54.60
10.	Charles Woolery	25/42	30	54	55.50
11.	DW Story	39/42	28	56	50.00
12.	Charles Buddy Short	40/38	35	56	62.50
13.	Ronald R. LeGrand	34/45	29	52	55.70
14.	Daniel F Dunn	31/41	36	60	60.00
15.	Sig Armitage	45/31	34	54	62.90

513 510 840 60.71

16. Charles Buddy Short 2-13

	Opponent	Score	Ringers	Shoes	%
1.	Rich Pintor	22/45	38	62	61.20
2.	Ed Arionus	38/44	31	54	57.40
3.	Russ Phillips	24/41	44	62	70.90
4.	Roger Vogel	7/41	17	34	50.00
5.	Bobby Fields	9/43	20	38	52.60
6.	Gregg Craven	13/40	19	36	52.70
7.	Herschel Walters	10/40	28	50	56.00
8.	Paul McGee	13/40	21	38	55.20
9.	Sig Armitage	42/21	31	46	67.30
10.	Ronald R. LeGrand	7/41	17	38	44.70
11.	Daniel F Dunn	40/32	36	50	72.00
12.	Dave Cooper	38/40	34	56	60.70
13.	Charles Woolery	17/41	38	62	61.20
14.	DW Story	24/43	30	56	53.50
15.	Tom McQueen	28/41	39	56	69.60

332 443 738 60.03

14. Ronald R. LeGrand 5-10

	Opponent	Score	Ringers	Shoes	%
1.	Paul McGee	23/40	49	74	66.20
2.	Bobby Fields	30/40	42	62	67.70
3.	Gregg Craven	38/40	48	70	68.50
4.	Herschel Walters	25/40	27	48	56.20
5.	Roger Vogel	31/42	41	60	68.30
6.	Rich Pintor	26/42	29	46	63.00
7.	Ed Arionus	42/31	41	56	73.20
8.	Russ Phillips	30/40	43	62	69.30
9.	DW Story	35/42	59	86	68.60
10.	Charles Buddy Short	41/7	27	38	71.00
11.	Charles Woolery	41/23	41	54	75.90
12.	Tom McQueen	26/41	38	58	65.50
13.	Dave Cooper	45/34	32	52	61.50
14.	Sig Armitage	31/45	41	62	66.10
15.	Daniel F Dunn	41/38	50	74	67.50

505 608 902 67.41

JUNE & JULY 2013 Income & Expenses Statement

Income

Horseshoe Sanction Fees	\$200.00
Hall of Fame Banquet	\$4,290.00
Insurance Damage Claim Payment	\$1,664.73
Membership Dues	\$39,083.00
Newsline Subscriptions	\$1,286.00
US Bank Checking Interest	\$48.64
US Bank MMKT Interest	\$26.72
World Tournament Entry Fees	\$500.00
WT Unused Score keeping Funds	\$500.00

TOTAL

\$47,599.09

Expenses




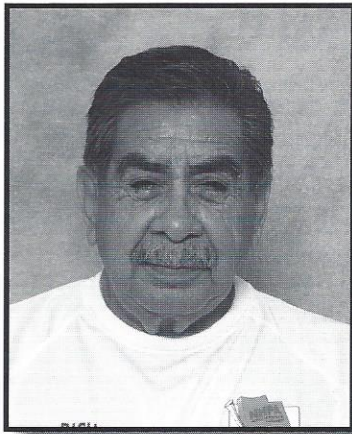
Newsline Printing, Supplies & Mailing	\$2,866.62
Newsline Publication, editing & misc.	\$780.00
Sanctioned League Postage & Printing	\$42.62
Sanction League Patches & Awards	\$53.70
All Junior Scholarship Trusts	\$604.67
WT Cash, Patches & Trophy Awards	\$85,714.26
World Tournament Travel	\$385.64
World Tournament Admin. Costs. Printing, office supplies, etc.	\$20,740.39
World Tournament Refunds	\$650.00
Hall of Fame Awards, Supplies & Expenses	\$3,092.33
Regional Director Postage, Telephone & Supplies	\$74.04
Equipment Purchases, Rentals & Repairs	\$8,159.05
Printing, paper & office supplies	\$239.67
Postage	\$14.10
Officers Telephone	\$97.84
Sec/Treas Allowance	\$3,300.00
Presidents Allowance	\$1,047.85
Vice Presidents allowance	\$5,079.75
Publicity, Promotions & Ads	\$1,000.00
Direct/Indirect NHPF Donations & Support	\$1,664.73
Professional Fees Accounting & Legal	\$7,540.00
Misc. Fees, Bonds, Bank Charges, Etc.	\$296.80
NatStats	\$1,031.90
Internet Access & Web Site	\$64.87

TOTAL

\$144,540.83

From the books of
NHPA Secretary/Treasurer Dick Hansen

ELDER MEN'S 3 DIVISION



Elders A		State	Win-Loss	Points	Ringers	Shoes	R%
1.	Rich Pintor	CO	12-3	466	430	600	71.67
2.	Ed Arionus	TX	10.5-4.5	407	432	600	72.00
3.	Russ Phillips	WA	10-5	375	434	600	72.33
4.	Ronald R. LeGrand	MO	10-5	349	403	600	67.17
5.	Herschel Walters	IN	9.5-5.5	328	412	600	68.67
6.	Daniel F Dunn	IN	9-6	363	400	600	66.67
7.	Bobby Fields	TN	8.5-6.5	331	408	600	68.00
8.	Paul McGee	MD	8-7	333	406	600	67.67
9.	Tom McQueen	NV	8-7	370	390	600	65.00
10.	Gregg Craven	MO	7.5-7.5	370	409	600	68.17
11.	Sig Armitage	MN	7-8	371	393	600	65.50
12.	Barry Chapelle	OR	5-10	321	371	600	61.83
13.	Charles Woolery	CA	4.5-10.5	282	386	600	64.33
14.	James Cooper	TN	4.5-10.5	295	379	600	63.17
15.	DW Story	TN	3.5-11.5	309	383	600	63.83
16.	Ted Sprinkle	IN	2.5-12.5	247	336	600	56.00

Elders B		State	Win-Loss	Points	Ringers	Shoes	R%
1.	George Huntington	IL	13-2	505	372	600	62.00
2.	Charles Buddy Short	NJ	12-3	440	386	600	64.33
3.	Dave Cooper	CO	11-4	469	392	600	65.33
4.	Doug Farnsworth	TN	11-4	460	377	600	62.83
5.	Robert Booe	KS	8.5-6.5	418	365	600	60.83
6.	Alvin Nanninga	AB	8.5-6.5	383	355	600	59.17
7.	Lyle Olmstead	AB	7.5-7.5	447	354	600	59.00
8.	Bob Outt	MO	6.5-8.5	381	352	600	58.67
9.	Larry Myers	GA	6.5-8.5	373	340	600	56.67
10.	Harold Combs	NM	6-9	380	340	600	56.67
11.	Art Burt	CA	6-9	414	324	600	54.00
12.	Ed Cortez	CA	6-9	348	298	600	49.67
13.	Bob Knudtson	MN	5.5-9.5	372	353	600	58.83
14.	Alan Trusty	CA	4.5-10.5	276	316	600	52.67
15.	Alvin Gwinn	MO	4-11	311	297	600	49.50
16.	Bob Renfro	MO	3.5-11.5	288	275	600	45.83


Elders C		State	Win-Loss	Points	Ringers	Shoes	R%
1.	Vance Bodily	UT	12-3	488	338	600	56.33
2.	Glen Heistand	WA	11-4	464	336	600	56.00
3.	Deme Pineda	CO	10-5	418	296	600	49.33
4.	Arie Schaly	ON	9.5-5.5	397	296	600	49.33
5.	Larry Deck	FL	9-6	514	344	600	57.33
6.	Don Branting	NE	9-6	401	287	600	47.83
7.	Willie Booth	AR	8-7	460	306	600	51.00
8.	Roy Knight Sr	FL	8-7	412	292	600	48.67
9.	Bob Midkiff	CA	7-8	399	305	600	50.83
10.	Phil Plotke	WY	7-8	426	286	600	47.67
11.	Duck Englehardt	TX	6.5-8.5	389	280	600	46.67
12.	Bob Humphreys	AR	6-9	379	300	600	50.00
13.	Bob White	CA	6-9	402	284	600	47.33
14.	Ray L. Welsh	OH	5-10	344	232	600	38.67
15.	Ron Buckley	AZ	4-11	330	263	600	43.83
16.	David Loucks	CA	2-13	316	227	600	37.83

Elders D		State	Win-Loss	Points	Ringers	Shoes	R%
1.	Roger Vogel	KS	13-0	515	359	520	69.04
2.	Ron Hopman	FL	11-2	413	272	520	52.31
3.	Marlin Jay	CA	9-4	380	284	520	54.62
4.	Toby Young	FL	9-4	418	274	520	52.69
5.	Richard Nygaard	UT	7-6	402	305	520	58.65
6.	Joe Sciarra	CA	7-6	336	265	520	50.96
7.	Pete Wheeler	TX	6.5-6.5	326	246	520	47.31
8.	Ray Canchola	MO	6-7	331	259	520	49.81
9.	Dave King	OR	6-7	369	256	520	49.23
10.	Carl Terrell	KS	5-8	313	229	520	44.04
11.	Dale Hughes	CA	4-9	263	239	520	45.96
12.	Lloyd Van Duyn	CA	3-10	301	235	520	45.19
13.	Arthur Ross	ID	2.5-10.5	283	199	520	38.27
14.	Dewain Bourdon	TX	2-11	281	194	520	37.31

ELDER MEN'S 30' DIVISION


Elders E

		State	Win-Loss	Points	Ringers	Shoes	R%
1.	Lew Brown	UT	12-3	502	293	600	48.83
2.	Shirl Barney	UT	11.5-3.5	547	347	600	57.83
3.	Harold Holbrook	NV	11-4	445	295	600	49.17
4.	Don Schneck	CO	10-5	434	287	600	47.83
5.	Jerry Mitchell	AZ	10-5	451	281	600	46.83
6.	Harold Boden	IA	10-5	402	241	600	40.17
7.	Jerry Weller	MO	9-6	431	304	600	50.67
8.	Ottie Reno	OH	9-6	472	304	600	50.67
9.	Neil Hartwig	KS	9-6	381	260	600	43.33
10.	Terry Farrell	CA	7-8	430	291	600	48.50
11.	John Garcia	CA	6-9	329	250	600	41.67
12.	Bill Davis	CA	5-10	317	230	560	41.07
13.	Roger Slaughter	CA	4.5-10.5	317	221	600	36.83
14.	John Jansen	ON	3-12	399	245	600	40.83
15.	Alan Ayers	AZ	3-12	261	173	600	28.83




Elders F

		State	Win-Loss	Points	Ringers	Shoes	R%
1.	Gil Tournour	CA	10-4	407	273	560	48.75
2.	Elwyn Cooper	MO	10-5	381	242	600	40.33
3.	Curtis Burson	TX	9-5	459	255	560	45.54
4.	John Dewey	CO	8.5-4.5	368	273	520	52.50
5.	James Parr	CA	8.5-4.5	369	247	520	47.50
6.	Paul Tutewiler	WA	8.5-4.5	384	230	520	44.23
7.	Del Milbrath	CO	7-6	344	230	520	44.23
8.	John Nay	AZ	7-6	324	222	520	42.69
9.	Don Thornton	OH	7-6	304	204	520	39.23
10.	Tom Goff	OK	5.5-7.5	342	213	520	40.96
11.	Bob Zausch	ID	5.5-7.5	327	205	520	39.42
12.	Clayton Champion	MI	4-9	265	203	520	39.04
13.	Rick Smith Sr	AR	2.5-10.5	221	149	480	31.04




Elders G

		State	Win-Loss	Points	Ringers	Shoes	R%
1.	Roy Spelrem	AB	14-1	530	306	600	51.00
2.	Fred Shepard	CO	13-2	544	307	600	51.17
3.	Everett Snead	CO	11-4	465	283	600	47.17
4.	John Bettencourt	CA	9.5-5.5	438	269	600	44.83
5.	John Setzer	MO	9-6	436	275	600	45.83
6.	Jerry Conklin	WA	8-7	418	258	600	43.00
7.	Tom Routh	KS	8-7	453	253	600	42.17
8.	Ray Carpenter	ID	7-8	385	251	600	41.83
9.	Wilbur Gabel	ND	7-8	360	230	600	38.33
10.	Jim Petersen	OR	6.5-8.5	353	237	600	39.50
11.	Gib Mitchell	UT	6-9	350	227	600	37.83
12.	Jerry R. Dugan	KS	6-9	333	213	600	35.50
13.	Bill Faler	CA	5-10	373	240	600	40.00
14.	Al Meyers	AZ	5-10	370	232	600	38.67
15.	Dale Franklin	KS	4-11	321	199	600	33.17
16.	Bill Campbell	TX	1-14	235	154	600	25.67




Elders H


		State	Win-Loss	Points	Ringers	Shoes	R%
1.	Henry Bass	KY	13-3	515	290	640	45.31
2.	Ramon Duke	UT	13-4	540	296	680	43.53
3.	Joe Starika	AZ	12-4	419	262	640	40.94
4.	John Petraitis	CO	11-4	459	271	600	45.17
5.	Vern Westphal	AZ	11-4	480	269	600	44.83
6.	Gene Alley	CO	8.5-6.5	356	228	600	38.00
7.	Bill Sprague	IA	8-7	372	239	600	39.83
8.	Freddie Smith	TN	8-7	370	223	600	37.17
9.	Bud Davis	ON	8-7	347	202	600	33.67
10.	Don Gore	NV	8-7	361	190	600	31.67
11.	Lannie Robison	IL	7.5-7.5	352	245	600	40.83
12.	Robert Baum	CA	5-10	321	184	600	30.67
13.	Ivan Ruzic	WI	5-10	275	172	600	28.67
14.	Bob Bender	OR	3-12	250	156	600	26.00
15.	Will Robertson	OR	0-15	0	0	0	0.00
16.	Charlie Clark	OH	0-15	0	0	0	0.00




ELDER MEN'S 3 DIVISION




Elders I		State	Win-Loss	Points	Ringers	Shoes	R%
1.	Joe Peterson	UT	12.5-2.5	463	243	600	40.50
2.	Jay West	UT	11-4	410	223	600	37.17
3.	Dale Ackman	MN	10.5-4.5	412	236	600	39.33
4.	Walter K Jones	FL	10-5	450	252	600	42.00
5.	Dale Sorensen	UT	10-5	429	229	600	38.17
6.	Bob Beaver	MO	10-5	382	195	600	32.50
7.	Jim Sanders	AZ	9-6	464	250	600	41.67
8.	Larry Farris	NV	9-6	434	235	600	39.17
9.	Mike Canchola	CO	8-7	348	203	600	33.83
10.	Jerry Germain	AZ	5.5-9.5	383	208	600	34.67
11.	Al Cardenas	CA	5-10	334	192	600	32.00
12.	Mel Yockstick	CO	5-10	311	185	600	30.83
13.	Ancil Aydelott	CA	5-10	285	182	600	30.33
14.	David Flanders	CA	5-10	310	152	600	25.33
15.	James Jacobs	OH	4.5-10.5	263	136	600	22.67
16.	Jimmy Henry	LA	0-15	0	0	0	0.00



Elders J		State	Win-Loss	Points	Ringers	Shoes	R%
1.	Mick Gillette	MO	14-1	615	327	600	54.50
2.	Terry Halvorsen	PA	11-4	449	207	600	34.50
3.	Jay Reinert	CO	10-5	485	251	600	41.83
4.	Gary Hinrichs	IA	10-5	418	238	600	39.67
5.	Richard Giese	MN	10-5	476	230	600	38.33
6.	Jim Costa	NV	9-6	435	238	600	39.67
7.	Joe Looney	OR	9-6	427	216	600	36.00
8.	Revis McKee	CA	8-7	418	235	600	39.17
9.	J.C. Bowen	OK	8-7	375	191	600	31.83
10.	Virgil Bergin	NV	6-9	384	192	600	32.00
11.	Herman Reynolds	UT	5-10	335	198	600	33.00
12.	Dallas Roots	MT	5-10	352	187	600	31.17
13.	Hollis Morris	WA	4-11	309	186	600	31.00
14.	Ken Alligood	TX	4-11	344	176	600	29.33
15.	Douglas Peoples	MO	4-11	274	162	600	27.00
16.	Will Facey	CA	3-12	370	176	600	29.33




Elders K		State	Win-Loss	Points	Ringers	Shoes	R%
1.	Maurice Drake	CO	13.5-2.5	535	258	640	40.31
2.	Tony Latino	CA	12.5-3.5	490	214	640	33.44
3.	Jim Ganther	WI	12-3	469	236	600	39.33
4.	Bob Oconnor	TX	12-3	510	235	600	39.17
5.	Robert L Moussou	FL	10-5	419	191	600	31.83
6.	Jimmy Scott	FL	9-6	434	204	600	34.00
7.	Tom Small	KS	9-6	372	129	600	21.50
8.	Mel Pittman	CA	8-7	360	179	600	29.83
9.	Gil Ziegler	ND	8-7	337	169	600	28.17
10.	James E Gee	NY	7-8	381	184	600	30.67
11.	Chuck Gustafson	NV	7-8	336	157	600	26.17
12.	George Eckstrom	WI	5-10	178	81	600	13.50
13.	Jerry Harper	UT	4-11	244	108	600	18.00
14.	Roy Evans	MO	3-12	192	93	600	15.50
15.	Gene Anfinson	UT	0-15	0	0	0	0.00




Elders L		State	Win-Loss	Points	Ringers	Shoes	R%
1.	Arturo Torres	CA	15-0	586	211	600	35.17
2.	Gaston Dallaire	ON	12-3	504	231	600	38.50
3.	Ed Hill	IL	11-4	488	219	600	36.50
4.	Vine Marks	SD	11-4	499	201	600	33.50
5.	Mac Fuller	UT	11-4	385	157	600	26.17
6.	Wallace Runia	MN	9-6	411	162	600	27.00
7.	Richard Schultz	KS	8-7	410	196	600	32.67
8.	Tony White	AZ	8-7	347	139	600	23.17
9.	Don Ferris	AZ	7-8	387	177	600	29.50
10.	Quentin Duvall	CA	7-8	380	133	600	22.17
11.	Ralph Hummel	MO	6-9	316	142	600	23.67
12.	Thomas Carter	GA	5-10	348	151	600	25.17
13.	Floyd Flagg	CA	4-11	276	126	600	21.00
14.	Keith Adams	UT	3-12	313	111	600	18.50
15.	Jim A Watson	IN	2-13	221	103	600	17.17
16.	Chuck Warner	OR	1-14	232	108	600	18.00


Elders M		State	Win-Loss	Points	Ringers	Shoes	R%
1.	Kermit Greer	MD	13-2	595	295	600	49.17
2.	Joe Fournier	CA	12-3	540	251	600	41.83
3.	Harvey Larsen	IA	11.5-3.5	504	221	600	36.83
4.	Doug Palmer	ID	9-6	392	186	600	31.00
5.	Robert Schlieve	MT	8.5-6.5	419	206	600	34.33
6.	Donald Beam	FL	8-7	377	207	600	34.50
7.	Jim Anderson	TX	8-7	367	183	600	30.50
8.	Terry Cuthbertson	KS	7.5-7.5	424	229	600	38.17
9.	Steve Carrillo Sr	CA	6-9	320	172	600	28.67
10.	Denny Currier	CA	6-9	309	141	600	23.50
11.	George A. Hogue	TX	6-9	313	140	600	23.33
12.	Felix Alvarado	CA	5.5-9.5	311	159	600	26.50
13.	John Brugger	WI	5-10	325	175	600	29.17
14.	Larry Holmes	NE	5-10	298	144	600	24.00
15.	Paul Taylor	MO	5-10	338	128	600	21.33
16.	Jack Prien	NV	4-11	289	121	600	20.17




Elders N		State	Win-Loss	Points	Ringers	Shoes	R%
1.	Bob Berry	CO	11.5-3.5	434	203	600	33.83
2.	Harvey Kooy	CA	11-4	389	149	600	24.83
3.	Earl Luther	CA	9-6	401	178	600	29.67
4.	Berditte Finton	SD	9-6	398	177	600	29.50
5.	John McCarthy	WA	9-6	442	173	600	28.83
6.	Don Fleissner	KY	9-6	391	147	600	24.50
7.	Wayne George	CA	9-6	406	146	600	24.33
8.	Ronnie Lipofski	NC	9-6	342	136	600	22.67
9.	Sam Falco	CA	8-7	396	167	600	27.83
10.	Larry Anderson	MO	8-7	378	162	600	27.00
11.	Jim Bertelson	WI	6-9	290	113	600	18.83
12.	Thomas J Flaherty	FL	5.5-9.5	304	117	600	19.50
13.	Clint Bryson	SD	5-10	381	144	600	24.00
14.	Ron Williamson	VT	4-11	313	125	600	20.83
15.	Arnold Pope	UT	3.5-11.5	327	129	600	21.50
16.	Alma Clark	ID	3.5-11.5	276	115	600	19.17



Elders O		State	Win-Loss	Points	Ringers	Shoes	R%
1.	Bruce G Allred	UT	14-1	475	195	600	32.50
2.	Pete Acosta	CO	13-2	604	239	600	39.83
3.	Marty Wabich	GA	12-3	461	194	600	32.33
4.	Delbert Karsjens	MN	11-4	449	197	600	32.83
5.	Doyle Swallow	UT	8.5-6.5	393	138	600	23.00
6.	Ernie Johnson	CO	8.5-6.5	381	129	600	21.50
7.	Gary Schmitz	WI	8-7	384	164	600	27.33
8.	Robert Beagle	MI	7.5-7.5	379	154	600	25.67
9.	Roy Flatt	MO	7-8	345	129	600	21.50
10.	Angelo Disante	UT	6.5-8.5	291	130	600	21.67
11.	Anthony Lombardi	CA	6.5-8.5	322	109	600	18.17
12.	Chester Szuber	MI	6-9	361	138	600	23.00
13.	Robert Schiller	CA	5.5-9.5	285	134	600	22.33
14.	Keith Berry	WY	5-10	281	119	600	19.83
15.	John Appleton	OR	1-14	176	64	600	10.67




Elders P		State	Win-Loss	Points	Ringers	Shoes	R%
1.	Bernie Human	WI	13.5-1.5	427	148	600	24.67
2.	Alfred Stipe	ID	13-2	536	185	600	30.83
3.	Arnold Crow	AR	12-3	428	158	600	26.33
4.	Cliff Huff	CO	11.5-3.5	440	166	600	27.67
5.	Gerald Patterson	CA	9.5-5.5	427	138	600	23.00
6.	Ron Upshaw	TX	8.5-6.5	347	122	600	20.33
7.	Jerry Carter	UT	8-7	384	108	600	18.00
8.	Don Ebey	WA	7.5-7.5	322	114	600	19.00
9.	Paul Lowry	KS	6.5-8.5	396	153	600	25.50
10.	Don Stephens	CA	6.5-8.5	325	110	600	18.33
11.	Albert W Buckland	NY	6.5-8.5	325	62	600	10.33
12.	Dave Ackley	OH	5.5-9.5	326	119	600	19.83
13.	David Cazel	ID	5-10	267	89	600	14.83
14.	Sae Windriver	CA	3-12	244	83	600	13.83
15.	Phil Rollins	UT	3-12	279	74	600	12.33
16.	Wayne Hodgins	BC	0.5-14.5	160	57	600	9.50



ELDER MEN'S 30' DIVISION

ELDER MEN'S 30' DIVISION



Elders Q


		State	Win-Loss	Points	Ringers	Shoes	R%
1.	Bruce Crane	UT	15-0	520	204	600	34.00
2.	Dee Workman	UT	13-2	428	120	600	20.00
3.	Brady Craven	MO	12-3	394	138	600	23.00
4.	John Hoskins	KY	12-3	376	127	600	21.17
5.	Jim Bilderback	OR	11-4	367	129	600	21.50
6.	Robert Watson	IN	8.5-6.5	265	68	600	11.33
7.	Frank Hubick	BC	8-7	284	95	600	15.83
8.	Joe W. Barry	MO	8-7	285	89	600	14.83
9.	Harold Shiffer	UT	8-7	242	78	600	13.00
10.	David E. Jackson	MO	7-8	251	77	600	12.83
11.	Bob Hummell	OR	5.5-9.5	250	73	600	12.17
12.	Doug Giese	MN	5-10	213	78	600	13.00
13.	Dick McCall	CA	4-11	190	49	600	8.17
14.	Buck Cooper	OH	0-15	0	0	0	0.00
15.	Bob Miller	UT	0-15	0	0	0	0.00

Elders R

		State	Win-Loss	Points	Ringers	Shoes	R%
1.	Pep Plummer	ID	14.5-0.5	464	136	600	22.67
2.	Everett 'Red' Seaman	CA	10-5	340	89	600	14.83
3.	Marvin Akkerman	MN	10-5	317	84	600	14.00
4.	Paul Davidson	NV	10-5	326	76	600	12.67
5.	George Chichura	MO	10-5	313	63	600	10.50
6.	Bob Cutright Sr.	MO	9-6	339	62	600	10.33
7.	Rodney Mallinckrodt	MO	8-7	303	81	600	13.50
8.	Birrell Hirschi	UT	8-7	315	75	600	12.50
9.	Steven Schumann	KS	8-7	306	64	600	10.67
10.	Jim Myers	UT	7.5-7.5	294	44	600	7.33
11.	Homer Cain	OK	7-8	270	56	600	9.33
12.	Darrel Koistinen	WA	6-9	281	68	600	11.33
13.	Bud Brown	UT	6-9	267	45	600	7.50
14.	John Carlton	IL	5-10	201	51	600	8.50
15.	Leonard Burke	OK	1-14	157	39	600	6.50
16.	Jack Raymond	UT	0-15	0	0	0	0.00

JUNIOR BOY'S CHAMPIONSHIP CLASS

2013 WORLD TOURNAMENT



Pos	Name	Qualifying Av.	State	Win-Loss	Points	Ringers	Shoes	R%
1.	Dalton Rakestraw	71.39	IL	7-0	297	235	326	72.09
2.	Travis Sluys	59.17	CA	5-2	246	248	396	62.63
3.	Ben Webb	67.50	KY	4-3	258	257	374	68.72
4.	Hayden Lee	56.67	CA	4-3	253	274	414	66.18
5.	Jamey Huff	58.89	CO	4-3	234	224	358	62.57
6.	Gunnar David	57.50	WI	2-5	175	200	348	57.47
7.	Dylan Holmberg	46.39	FL	2-5	198	180	324	55.56
8.	Mathew Macdonald	47.78	BC	0-7	128	118	288	40.97

1. Dalton Rakestraw 7-0		Opponent	Score	Ringers	Shoes	%
1.	Dylan Holmberg	44/25	31	48	64.58	
2.	Hayden Lee	44/24	52	70	74.29	
3.	Mathew Macdonald	41/4	20	26	76.92	
4.	Gunnar David	44/5	40	50	80.00	
5.	Jamey Huff	43/10	29	40	72.50	
6.	Travis Sluys	41/7	26	36	72.22	
7.	Ben Webb	40/38	37	56	66.07	

2. Travis Sluys 5-2		Opponent	Score	Ringers	Shoes	%
1.	Hayden Lee	45/31	42	62	67.74	
2.	Dylan Holmberg	42/28	33	50	66.00	
3.	Gunnar David	42/29	35	58	60.34	
4.	Mathew Macdonald	40/23	30	52	57.69	
5.	Ben Webb	44/36	50	70	71.43	
6.	Dalton Rakestraw	7/41	16	36	44.44	
7.	Jamey Huff	26/40	42	68	61.76	

297 235 326 72.09

246 248 396 62.63

3. Ben Webb 4-3					
Opponent	Score	Ringers	Shoes	%	
1. Mathew Macdonald	42/11	22	36	61.11	
2. Gunnar David	40/4	30	38	78.95	
3. Hayden Lee	21/40	40	60	66.67	
4. Dylan Holmberg	41/23	35	50	70.00	
5. Travis Sluys	36/44	48	70	68.57	
6. Jamey Huff	40/31	45	64	70.31	
7. Dalton Rakestraw	38/40	37	56	66.07	
		258	257	374	68.72

5. Jamey Huff 4-3					
Opponent	Score	Ringers	Shoes	%	
1. Gunnar David	42/24	28	48	58.33	
2. Mathew Macdonald	41/12	26	36	72.22	
3. Dylan Holmberg	45/23	28	44	63.64	
4. Hayden Lee	25/41	35	58	60.34	
5. Dalton Rakestraw	10/43	19	40	47.50	
6. Ben Webb	31/40	42	64	65.63	
7. Travis Sluys	40/26	46	68	67.65	
		234	224	358	62.57

7. Dylan Holmberg 2-5					
Opponent	Score	Ringers	Shoes	%	
1. Dalton Rakestraw	25/44	25	48	52.08	
2. Travis Sluys	28/42	29	50	58.00	
3. Jamey Huff	23/45	21	44	47.73	
4. Ben Webb	23/41	28	50	56.00	
5. Gunnar David	17/41	23	46	50.00	
6. Hayden Lee	40/31	31	50	62.00	
7. Mathew Macdonald	42/13	23	36	63.89	
		198	180	324	55.56

4. Hayden Lee 4-3					
Opponent	Score	Ringers	Shoes	%	
1. Travis Sluys	31/45	39	62	62.90	
2. Dalton Rakestraw	24/44	46	70	65.71	
3. Ben Webb	40/21	47	60	78.33	
4. Jamey Huff	41/25	41	58	70.69	
5. Mathew Macdonald	45/34	29	54	53.70	
6. Dylan Holmberg	31/40	27	50	54.00	
7. Gunnar David	41/30	45	60	75.00	
		253	274	414	66.18

6. Gunnar David 2-5					
Opponent	Score	Ringers	Shoes	%	
1. Jamey Huff	24/42	25	48	52.08	
2. Ben Webb	4/40	19	38	50.00	
3. Travis Sluys	29/42	30	58	51.72	
4. Dalton Rakestraw	5/44	28	50	56.00	
5. Dylan Holmberg	41/17	31	46	67.39	
6. Mathew Macdonald	42/31	25	48	52.08	
7. Hayden Lee	30/41	42	60	70.00	
		175	200	348	57.47

8. Mathew Macdonald 0-7					
Opponent	Score	Ringers	Shoes	%	
1. Ben Webb	11/42	12	36	33.33	
2. Jamey Huff	12/41	18	36	50.00	
3. Dalton Rakestraw	4/41	8	26	30.77	
4. Travis Sluys	23/40	22	52	42.31	
5. Hayden Lee	34/45	23	54	42.59	
6. Gunnar David	31/42	22	48	45.83	
7. Dylan Holmberg	13/42	13	36	36.11	
		128	118	288	40.97

JUNIOR GIRL'S CHAMPIONSHIP CLASS

2013 WORLD TOURNAMENT



Pos	Name	Qualifying Ave.	State	Win-Loss	Points	Ringers	Shoes	R%
1.	Lindsay Hodgins	47.50	BC	5-0	205	107	188	56.91
2.	Kelcee Davault	31.39	MO	3-2	163	92	234	39.32
3.	Heather Feavel	46.11	WI	2-3	165	106	236	44.92
4.	Savanna Johnson	38.33	MO	2-3	152	81	214	37.85
5.	Denise Daly	42.22	IL	2-3	141	89	246	36.18
6.	Brianna McCormick	33.33	VT	1-4	91	66	222	29.73

1. Lindsay Hodgins 5-0					
Opponent	Score	Ringers	Shoes	%	
1. Kelcee Davault	41/4	17	28	60.71	
2. Brianna McCormick	42/4	19	38	50.00	
3. Denise Daly	41/16	24	42	57.14	
4. Savanna Johnson	41/17	19	34	55.88	
5. Heather Feavel	40/25	28	46	60.87	
		205	107	188	56.91

2. Kelcee Davault 3-2					
Opponent	Score	Ringers	Shoes	%	
1. Lindsay Hodgins	4/41	5	28	17.86	
2. Denise Daly	32/44	24	62	38.71	
3. Heather Feavel	42/38	23	60	38.33	
4. Brianna McCormick	44/15	22	42	52.38	
5. Savanna Johnson	41/16	18	42	42.86	
		163	92	234	39.32

3. Heather Feavel 2-3

	Opponent	Score	Ringers	Shoes	%
1.	Brianna McCormick	45/12	23	36	63.89
2.	Savanna Johnson	15/43	15	44	34.09
3.	Kelcee Davault	38/42	21	60	35.00
4.	Denise Daly	42/22	23	50	46.00
5.	Lindsay Hodgins	25/40	24	46	52.17
		165	106	236	44.92

4. Savanna Johnson 2-3

	Opponent	Score	Ringers	Shoes	%
1.	Denise Daly	44/17	20	40	50.00
2.	Heather Feavel	43/15	24	44	54.55
3.	Brianna McCormick	32/40	15	54	27.78
4.	Lindsay Hodgins	17/41	11	34	32.35
5.	Kelcee Davault	16/41	11	42	26.19
		152	81	214	37.85


5. Denise Daly 2-3

	Opponent	Score	Ringers	Shoes	%
1.	Savanna Johnson	17/44	10	40	25.00
2.	Kelcee Davault	44/32	28	62	45.16
3.	Lindsay Hodgins	16/41	15	42	35.71
4.	Heather Feavel	22/42	17	50	34.00
5.	Brianna McCormick	42/20	19	52	36.54
		141	89	246	36.18

6. Brianna McCormick 1-4

	Opponent	Score	Ringers	Shoes	%
1.	Heather Feavel	12/45	12	36	33.33
2.	Lindsay Hodgins	4/42	9	38	23.68
3.	Savanna Johnson	40/32	19	54	35.19
4.	Kelcee Davault	15/44	13	42	30.95
5.	Denise Daly	20/42	13	52	25.00
		91	66	222	29.73

JUNIOR DIVISION




Juniors A

	Opponent	Score	Ringers	Shoes	%
1.	Dalton Rakestraw	IL 7.5-1.5	257	360	71.39
2.	Ben Webb	KY 7-2	243	360	67.50
3.	Jamey Huff	CO 6-3	212	360	58.89
4.	Gunnar David	WI 5.5-3.5	207	360	57.50
5.	Hayden Lee	CA 5.5-3.5	204	360	56.67
6.	Dylan Holmberg	FL 5-4	167	360	46.39
7.	Mathew Macdonald	BC 4-5	172	360	47.78
8.	Travis Sluys	CA 3.5-5.5	213	360	59.17
9.	Brianna McCormick	VT 1-8	120	360	33.33
10.	Steve Drozd	NE 0-9	113	360	28.33




Juniors B

	Opponent	Score	Ringers	Shoes	%
1.	Heather Feavel	WI 8-1	166	360	46.11
2.	Lindsay Hodgins	BC 7-2	306	360	47.50
3.	Denise Daly	IL 6-3	258	360	42.22
4.	Savanna Johnson	MO 6-3	249	360	38.33
5.	Nathan Scott	UT 5-4	241	360	39.44
6.	Kelcee Davault	MO 4.5-4.5	222	360	31.39
7.	Wyatt Bennett	NM 3-6	200	360	39.72
8.	Randy Jackson	OK 2.5-6.5	235	360	31.11
9.	Tanner Pousson	LA 2-7	163	360	33.61
10.	Jennifer Trader	ND 1-8	184	360	23.33



Juniors C


	Opponent	Score	Ringers	Shoes	%
1.	Calvin Ayers	AR 5.5-1.5	233	280	31.07
2.	Christina Heinritz	WI 5-2	197	280	29.29
3.	Kyler Magnus	WA 5-2	184	280	27.86
4.	J. T. McCarthy IV	WA 4-3	179	280	23.93
5.	Devyn Stumpf	WA 3.5-3.5	161	280	24.64
6.	Cameron Gabel	ND 3-4	143	280	18.93
7.	Emily Lazaris	WI 2-5	155	280	18.93
8.	Michael McCarthy	WA 0-7	118	280	16.43



Juniors D

	Opponent	Score	Ringers	Shoes	%
1.	Malachi Hamrick	AR 9-0	83	360	23.06
2.	Zech Taylor	AR 8-1	323	360	30.83
3.	Blake Lazaris	WI 7-2	263	360	26.67
4.	Chris Mommens	NE 5-4	230	360	19.17
5.	Quincy Buhler	UT 4.5-4.5	162	360	13.06
6.	Blaine Sablatura	TX 4-5	182	360	18.33
7.	Megan Stonehocker	WA 3-6	136	360	12.22
8.	Bryson Smith Jr.	KS 2.5-6.5	164	360	12.50
9.	Jayson Julander	UT 2-7	89	360	5.00
10.	Kyle Holland	MN 0-9	112	360	10.00

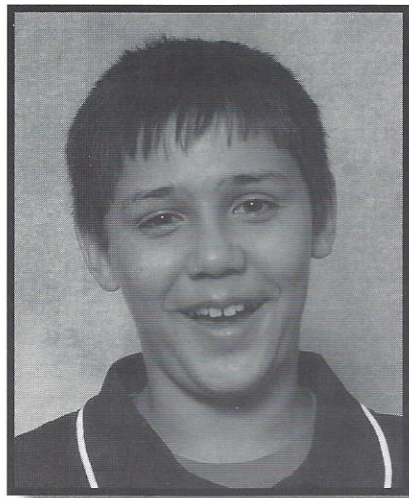
Juniors E		State	Win-Loss	Points	Ringers	Shoes	R%
1.	Colter Nelson	UT	8.5-0.5	239	56	360	15.56
2.	Braidin Jake	UT	7-2	164	38	360	10.56
3.	Frankie Perea	UT	5.5-3.5	152	35	360	9.72
4.	Bryce Turner	KS	5.5-3.5	141	25	360	6.94
5.	Michael Julander	UT	5-4	125	20	360	5.56
6.	Karla Lewis	WA	3.5-5.5	107	12	360	3.33
7.	Nathan Stromberg	NE	2.5-6.5	110	15	360	4.17
8.	Thomas Boam	UT	2.5-6.5	90	13	360	3.61
9.	Damion White	SD	2.5-6.5	86	12	360	3.33
10.	Parker Maass	MN	2.5-6.5	76	12	360	3.33



JUNIOR DIVISION

CADET'S CHAMPIONSHIP CLASS

2013 WORLD TOURNAMENT



Pos	Name	Qualifying Ave.	State	Win-Loss	Points	Ringers	Shoes	R%
1.	Steven Lazaris (A)	49.5	WI	5-0	152	93	172	54.07
2.	Ryan Schepers (A)	58	MO	3.5-1.5	136	92	168	54.76
3.	Patrick McCarthy (A)	43.33	WA	3-2	108	64	166	38.55
4.	Noah Gabel (A)	36.39	ND	1.5-3.5	88	53	170	31.18
5.	Matthew Trader (A)	37.22	ND	1-4	83	56	164	34.15
6.	Michael Littell (B)	29.44	MN	1-4	57	38	148	25.68

1. Steven Lazaris (A) 5-0

Opponent	Score	Ringers	Shoes	%
1. Noah Gabel (A)	31/12	17	34	50.00
2. Matthew Trader (A)	33/10	21	34	61.76
3. Michael Littell (B)	30/15	14	26	53.85
4. Patrick McCarthy (A)	31/11	16	38	42.11
5. Ryan Schepers (A)	27/17	25	40	62.50
152		93	172	54.07

2. Ryan Schepers (A) 3.5-1.5

Opponent	Score	Ringers	Shoes	%
1. Michael Littell (B)	30/6	13	24	54.17
2. Noah Gabel (A)	28/28	19	40	47.50
3. Patrick McCarthy (A)	31/13	21	36	58.33
4. Matthew Trader (A)	30/6	18	28	64.29
5. Steven Lazaris (A)	17/27	21	40	52.50
136		92	168	54.76

3. Patrick McCarthy (A) 3-2

Opponent	Score	Ringers	Shoes	%
1. Matthew Trader (A)	22/16	15	40	37.50
2. Michael Littell (B)	30/3	12	26	46.15
3. Ryan Schepers (A)	13/31	15	36	41.67
4. Steven Lazaris (A)	11/31	10	38	26.32
5. Noah Gabel (A)	32/2	12	26	46.15
108		64	166	38.55

4. Noah Gabel (A) 1.5-3.5

Opponent	Score	Ringers	Shoes	%
1. Steven Lazaris (A)	31/12	12	34	35.29
2. Ryan Schepers (A)	28/28	19	40	47.50
3. Matthew Trader (A)	32/19	10	30	33.33
4. Michael Littell (B)	14/18	9	40	22.50
5. Patrick McCarthy (A)	2/32	3	26	11.54
88		53	170	31.18


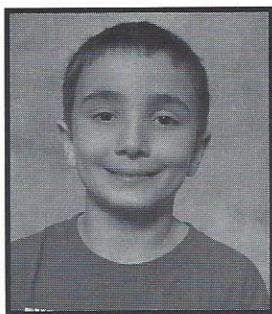
5. Matthew Trader (A) 1-4

Opponent	Score	Ringers	Shoes	%
1. Patrick McCarthy (A)	16/22	13	40	32.50
2. Steven Lazaris (A)	10/33	13	34	38.24
3. Noah Gabel (A)	19/32	7	30	23.33
4. Ryan Schepers (A)	30/6	10	28	35.71
5. Michael Littell (B)	32/15	13	32	40.63
83		56	164	34.15

6. Michael Littell 1-4

Opponent	Score	Ringers	Shoes	%
1. Ryan Schepers (A)	30/6	7	24	29.17
2. Patrick McCarthy (A)	30/3	4	26	15.38
3. Steven Lazaris (A)	15/30	9	26	34.62
4. Noah Gabel (A)	18/14	12	40	30.00
5. Matthew Trader (A)	15/32	6	32	18.75
57		38	148	25.68

CADET DIVISION



Cadets A & B

		State	Win-Loss	Points	Ringers	Shoes	R%
1.	Ryan Schepers (A)	MO	9-1	471	232	400	58.00
2.	Steven Lazaris (A)	WI	8-2	386	198	400	49.50
3.	Patrick McCarthy (A)	WA	7-2	325	156	360	43.33
4.	Matthew Trader (A)	ND	6-3	278	134	360	37.22
5.	Noah Gabel (A)	ND	5.5-3.5	273	131	360	36.39
1.	Michael Littell (B)	MN	3.5-5.5	185	106	360	29.44
2.	Alex Francis (B)	OH	3-6	213	78	360	21.67
3.	Kevin Kyle (B)	CA	2-7	180	75	360	20.83
4.	Brandon Poole (B)	UT	1-8	128	58	360	16.11
5.	Lane Matlock (B)	OK	1-8	143	56	360	15.56

Cadets C

		State	Win-Loss	Points	Ringers	Shoes	R%
1.	Brooke Lazaris	WI	7-0	291	80	280	28.57
2.	Logan Ross	OK	5-2	124	25	280	8.93
3.	Mason Schwab	NY	4-3	105	18	280	6.43
4.	Myra Mommens	NE	4-3	108	15	280	5.36
5.	Quinn Ohms	UT	3.5-3.5	75	7	280	2.50
6.	Madisen Gwinn	MO	2.5-4.5	89	20	280	7.14
7.	Ellyn Ohms	UT	2-5	72	9	280	3.21
8.	Abigail Kemp	UT	0-7	78	15	280	5.36

Cadets D

		State	Win-Loss	Points	Ringers	Shoes	R%
1.	Raeanne Julander	UT	6.5-0.5	90	20	280	7.14
2.	Lisa Stromberg	NE	6-1	116	12	280	4.29
3.	Warren James Highley	MO	4.5-2.5	93	15	280	5.36
4.	Braquel Bunker	UT	4-3	82	13	280	4.64
5.	Colhyn Turner	KS	4-3	59	6	280	2.14
6.	Kayla Julander	UT	2-5	30	1	280	0.36
7.	Coulson Ohms	UT	1-6	17	1	280	0.36
8.	James Webb	KY	0-7	22	1	280	0.36

Support the NHPF

The only horseshoe pitching related charity needs your tax-deductible donations to support many programs of the sport including the Hall of Fame and Grants to install new or upgrade existing courts.

Deadlines for Grant Applications

March 1 and September 1

Mail inquires & contributions to:

NHPF

P.O. Box 1628

Penn Valley, CA 95946

WE LOVED IT AS MUCH AS YOU DID!

We thoroughly enjoyed your visit - come back and see us again.

I had fun. Even more importantly, my wife had fun!


We don't have rocks like that in Nebraska!

My favorite experience on the trip was hiking to the top of Angels Landing. I would definitely recommend that to all who are able to make the climb!

There was no heavy traffic like in Florida. I never realized a whole bunch of boulders could be so beautiful and majestic!

I wish I had more time to see things. We MUST return!

We couldn't get enough of the scenery!



The locals made us feel welcome. Most of them thanked us for our business!

The scenery was beautiful, the people were nice, and the City of St. George was a very clean place.

The Namibians loved Wal-Mart!

We loved the overall beauty, the great people, and the wonderful surroundings. St. George was never a place that I had on my "must see/must visit" list, but I'd love to return again. I was surprised by it all! Thanks for allowing me to experience it by hosting the World Tourney!

ATOZION.COM

ST. GEORGE
CONVENTION & TOURISM OFFICE

* Comments taken from our post event survey!

NHPA NEWSLINE

VOL. 25, NO.5

Subscription Office

3085 76th St., Franksville, WI 53126

CHANGE SERVICE REQUESTED

PRESORTED
STANDARD
US POSTAGE PAID
LANSING, MI
PERMIT NO 933

All the equipment you need . . .



HORSESHOES
PAIRS OR SETS

SCOREPADS • ROUND ROBIN
CARDS • JUDGING TOOLS • GAUGES •
PERCENTAGE BOOKS • CAPS • TOWELS • CARRYING CASES • WINDBREAKERS • SWEATSHIRTS • TEE SHIRTS • AND MORE!

Support Your National Horseshoe Pitchers Association.

Contact a Distributor near you for the products shown in this ad and many other Game Related Items.

DISTRIBUTORS & SUB- DISTRIBUTORS CONTACT

NHPA Game Related Sales Team
Dee & Gary Null
(636) 327-5271
NHPAgamerelated@nhpasales.com

ST. CLAIR SHORES HORSESHOE
CLUB
22337 Masonic
St. Clair Shores, MI 48082
(586) 463-7488
deanschmitz@mac.com

Judy Heesch
12591 SE 137 Court
Dunnellon, FL 34431-8343
(352) 489-5954
horseshoer39@aol.com
www.horseshoesandrelateditems.com

Ron & Polly's Horseshoe Pitching
Supplies
PO Box 221, Oakwood, TX 75855
Office: (903) 536-2626
Cell: Ron (936) 827-5669
Cell: Polly (936) 520-8826
horseshoes.4you@yahoo.com
www.horseshoes4U.com

NHPA GAME RELATED SALES DISTRIBUTORS

DENNIS OHMS
777 W Midvalley RD
Cedar City, UT 84720
(866) 586-9353
ohms@netutah.com
www.dennishorseshoes.com

MIKE LITTELL
4363 Shoreline DR
Spring Park, MN 55384
(612) 327-6350
Mikeshorseshoes@yahoo.com
www.mikeshorseshoes.com

JIM SHILLING
5044 A County RD 64
Spencerville, IN 46788
(260) 238-4879
shillinghorseshoes@yahoo.com

WALLY SHIPLEY
HORSESHOE OUTLET
Managed by Hal Griswold
32612 Balearic RD
Dana Point, CA 92629
(949) 496-0577
setibird@yahoo.com

ROBERT BEST
#5 Liberty ST
Camden, NY 13316
(315) 245-5879
usedshoes@iswmnetwork.com

QUAIL RIDGE GAME RELATED
SALES
100 Bluestem Way
Wentzville, MO 63385-3799
(636) 327-5270
QRHCsales@quailridgesales.com
www.quailridgesales.com